

Printed-circuit board connector - DFK-PC 5/ 6-GF-SH-7,62 - 1716108

Please be informed that the data shown in this PDF Document is generated from our Online Catalog. Please find the complete data in the user's documentation. Our General Terms of Use for Downloads are valid (<http://phoenixcontact.com/download>)

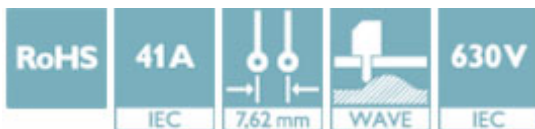
Feed-through header, nominal current: 41 A, rated voltage (III/2): 630 V, number of positions: 6, pitch: 7.62 mm, color: green, contact surface: Tin, mounting: Wave soldering



The figure shows a 5-pos. version of the product

Why buy this product

- Well-known mounting principle allows worldwide use
- Flange system enables secure fixing to the housing panel by means of tool-free snap-in locking or screws
- Shroud for professional EMC shield feed-through on the inside of the device
- Screwable flange for superior mechanical stability



Key Commercial Data

Packing unit	10 STK
GTIN	
GTIN	4046356136723

Technical data

Dimensions

Length [l]	29.25 mm
Width	71.22 mm
Pitch	7.62 mm
Dimension a	38.1 mm
Width [w]	71.22 mm
Height [h]	21.1 mm
Constructional height	19.54 mm
Length of the solder pin	5 mm
Pin spacing	7.62 mm
Length	29.25 mm

General

Printed-circuit board connector - DFK-PC 5/ 6-GF-SH-7,62 - 1716108

Technical data

General

Range of articles	DFK-PC 5/...-GF-SH
Insulating material group	I
Rated surge voltage (III/3)	6 kV
Rated surge voltage (III/2)	6 kV
Rated surge voltage (II/2)	6 kV
Rated voltage (III/3)	500 V
Rated voltage (III/2)	630 V
Rated voltage (II/2)	800 V
Connection in acc. with standard	EN-VDE
Nominal current I_N	41 A
Maximum load current	41 A
Insulating material	PA
Flammability rating according to UL 94	V0
Color	green
Number of positions	6

Standards and Regulations

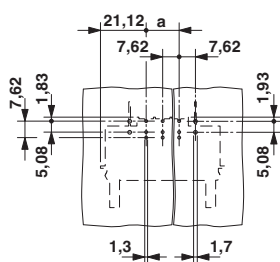
Connection in acc. with standard	EN-VDE
	CUL
Flammability rating according to UL 94	V0

Environmental Product Compliance

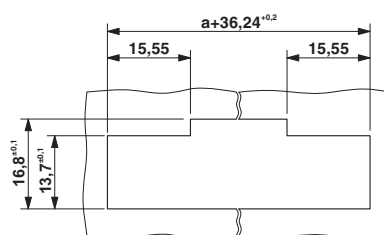
China RoHS	Environmentally friendly use period: unlimited = EFUP-e
	No hazardous substances above threshold values

Drawings

Drilling diagram



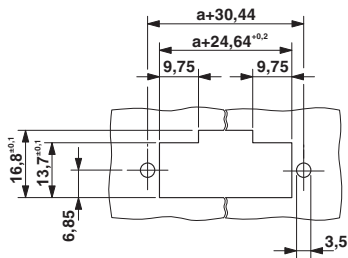
Dimensional drawing



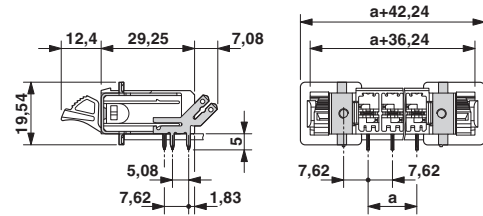
Sheet metal cutout for snap-on.

Printed-circuit board connector - DFK-PC 5/ 6-GF-SH-7,62 - 1716108

Dimensional drawing



Dimensional drawing



Sheet metal cutout for screw connection.

Approvals

Approvals

Approvals

EAC / cULus Recognized

Ex Approvals

Approval details

EAC		B.01742
-----	--	---------

cULus Recognized		http://database.ul.com/cgi-bin/XYV/template/LISEXT/1FRAME/index.htm	E60425-19920722
------------------	--	---	-----------------

	D	B	C
Nominal voltage UN	300 V	300 V	150 V
Nominal current IN	10 A	41 A	41 A

Phoenix Contact 2018 © - all rights reserved
<http://www.phoenixcontact.com>

PHOENIX CONTACT GmbH & Co. KG
 Flachsmarktstr. 8
 32825 Blomberg
 Germany
 Tel. +49 5235 300
 Fax +49 5235 3 41200
<http://www.phoenixcontact.com>