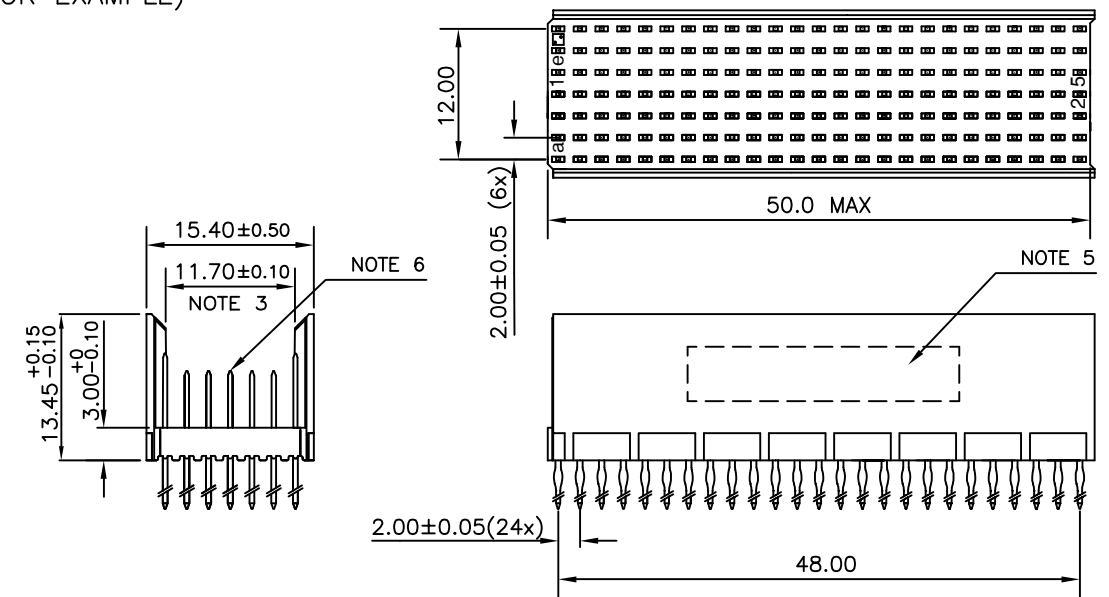


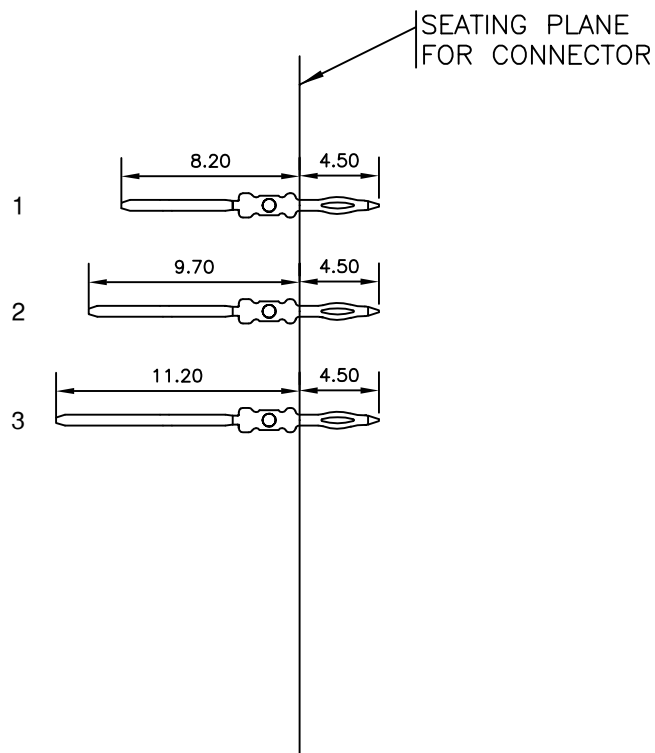
LOADING PATTERN MATING SIDE

f	3	3	3	3	3	3	3	3	3	3	3	3	3	3	3	3	3	3	3	3	3	3		
e	1	1	1	1	1	2	1	1	2	1	1	2	1	1	2	1	1	2	1	1	2	1	1	2
d	1	1	1	1	1	2	1	1	2	1	1	2	1	1	2	1	1	2	1	1	2	1	1	2
c	1	1	1	1	1	2	1	1	2	1	1	2	1	1	2	1	1	2	1	1	2	1	1	2
b	1	1	1	1	1	2	1	1	2	1	1	2	1	1	2	1	1	2	1	1	2	1	1	2
a	1	1	1	1	1	2	1	1	2	1	1	2	1	1	2	1	1	2	1	1	2	1	1	2
z	3	3	3	3	3	3	3	3	3	3	3	3	3	3	3	3	3	3	3	3	3	3	3	3
P	0					0																		
S	1					5																		

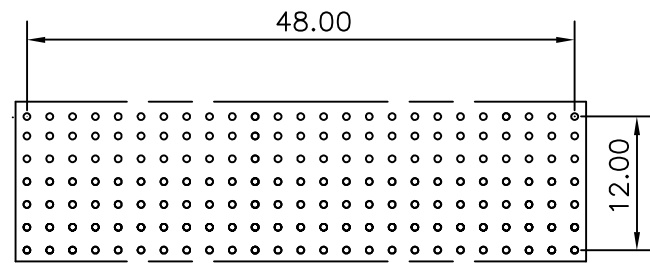
LOADED CONNECTOR ASSEMBLY
(FOR EXAMPLE)



CONTACT OVERVIEW



LAY-OUT P.C.B.-HOLE



HM2P08PCH1A1 LEAD FREE INDICATOR : LF = LEAD FREE (DIGIT 15 & 16)

PLATING CODE (DIGIT 13 AND 14)
(REF DRW NO. BS,C , 201844 , 003)

NOTES

- THIS PRODUCT IS CSA APPROVED.
- THIS PRODUCT IS UL RECOGNIZED.
- MEASURED AT THE BOTTOM.
- MATERIAL CONTACT: PHOSPHORBRONZE
HOUSING: CREAM WHITE GLASS FILLED POLYESTER UL-94V0
- CONNECTOR PRINTED WITH P/N AND DATE CODE.
- FOR ACTUAL CONTACT LOADINGS, SEE LOADING PATTERN MATING SIDE.
- SHAPE OF CONNECTOR HOUSING CAN ALTER DEPENDING ON PRODUCTION LOCATION
- THE PRODUCT (LF) MEETS EUROPEAN UNION DIRECTIVES AND OTHER COUNTRY REGULATIONS AS DESCRIBED IN GS-22-008
- FOR RECOMMENDED PTH DIMENSIONS REFER DRAWING : BS, A , 201572 , 001

CATALOG NO: HM2P08PCH1A1----

mat'l. code SEE NOTE 4			surface ISO 1302 <input checked="" type="checkbox"/>		tolerance ISO 406 ISO 1101		projection 		product family MILLIPACS	
ltr	ecn no	dr	date		tolerances unless otherwise specified		MM		title MPACS 5+2R STR HDR PF CONN TYPE B	
A	105-0225	MINI	2005-10-31		angles linear	.0±0.2		scale -		dwg no sheet 1 of 1
B	106-0122	MINI	2006-07-23			.00±0.1				
			dr		MINI K VANDANATH		2005-10-31		size A3	
			engr		BIJU K PAUL		2005-10-31		type Product Customer Drawing	
			chr		BIJU K PAUL		2006-07-23			
			appd		BIJU K PAUL		2006-07-23			
sheet index		revision sheet		B						