

NOTES:

- THIS INSERT IS DESIGNED FOR USE IN RAYCHEM CONNECTOR HOUSINGS MTC100-YH1-001, -002, -003, -004. (SEE RAYCHEM INFORMATION DRAWING D-659-0100 AND HOUSING SPECIFICATION CONTROL DRAWINGS FOR FURTHER DETAILS).
- PART DESCRIBED HEREON IS SUPPLIED AS SHOWN. IF CONTACTS, SEALING PLUGS, AND TOOLS ARE DESIRED, THE FOLLOWING MODIFICATION NUMBER IS TO BE ADDED TO THE PART NUMBER:

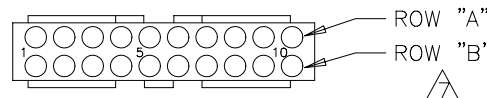
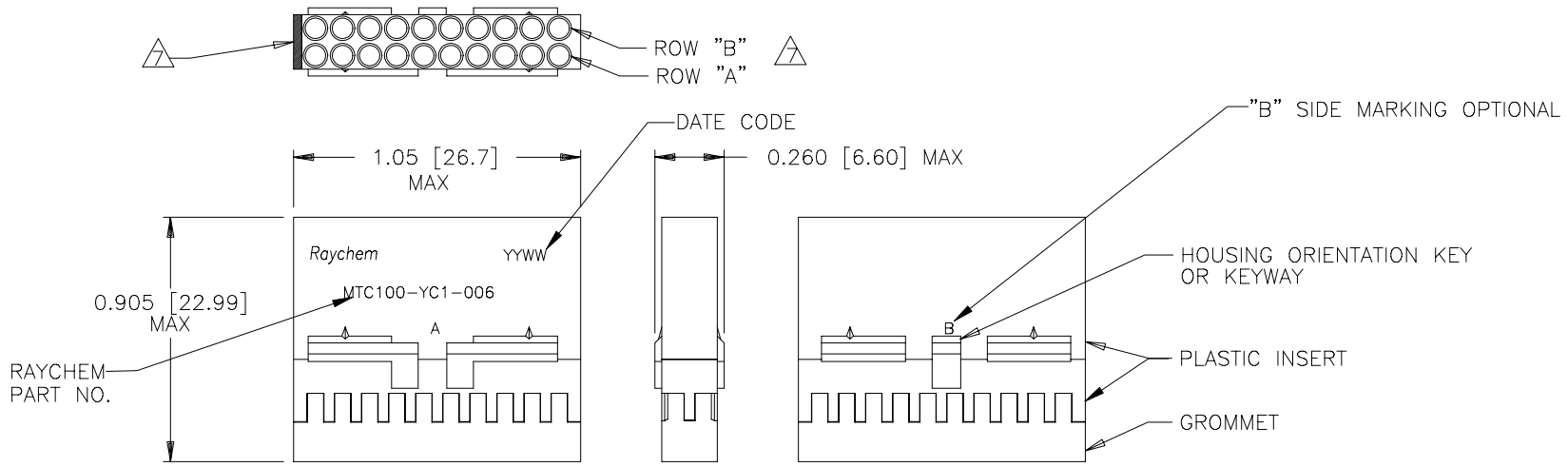
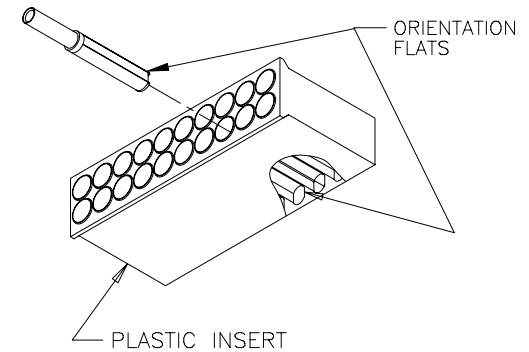
MOD. NO.	DESCRIPTION
022	WITH CONTACTS AND SEALING PLUGS
023	WITH CONTACTS, SEALING PLUGS AND TOOL

REFERENCE RAYCHEM INFORMATION DRAWING D-659-0100 FOR CRIMP TOOLS OR ADDITIONAL CONTACTS, SEALING PLUGS OR TOOLS.

- GROMMET DESIGNED TO SEAL ON WIRES HAVING AN INSULATION DIAMETER OF 0.030 TO 0.065.
- PERFORMANCE:  
THIS PRODUCT IS DESIGNED TO MEET THE APPLICABLE REQUIREMENTS OF RAYCHEM SPECIFICATION D-6014.
- MATERIALS:  
A) PLASTIC INSERT HIGH GRADE POLYARYLENE THERMOPLASTIC  
B) GROMMET FLUOROSILICONE PER MIL-R-25988  
C) RETENTION CLIPS (20) BERYLLIUM COPPER 172 PER QQ-C-533  
(INSIDE PLASTIC INSERT)
- CONFIGURATION CONTROL PER ES 71001 APPLIES.

△ NUMBER ONE (1) CAVITIES ARE MARKED IN CONTRASTING COLOR. ROWS "A" AND "B" ARE AN INTEGRAL PART OF THE INSERT. ROWS "A" AND "B" ARE IDENTIFIED ON THE SIDE OF THE INSERT AS "A" AND "B", "B" SIDE MARKING OPTIONAL.

REVISIONS			
LTR	DESCRIPTION	DATE	APPROVED
C	REVISED PER ECN T-19728	1-4-95	R.H.
D	REVISED PER DCR# T-29704	10/10/2001	M.HIGGY



SPECIFICATION CONTROL DRAWING

UNLESS OTHERWISE SPECIFIED DIMENSIONS ARE IN INCHES. METRIC DIMENSIONS ARE IN BRACKETS.  DECIMALS .XXX ±     mm } .XX ±     N/A } mm } ANGLES .X ±	DRAWN	LUTTICKEN	88JUL06	<b>TUJCO/</b> <i>Electronics</i> / <b>Raychem</b> WIRE AND HARNESSING PRODUCTS 307 CONSTITUTION DRIVE MENLO PARK, CALIFORNIA 94025
	CHECKED	HAWKINGS	88JUL10	
	APPROVED	J.BLAIR	88JUL14	
	APPROVED	J.CAMERON	88JUL14	
WEIGHT	0.0067 lbs [3.039 g] MAX		CAD NAME	T29704.DWG
THIRD ANGLE PROJECTION			TITLE	INSERT, SOCKET, 20 CAVITY, SIZE 22-20 REMOVABLE CONTACT 1" CONNECTOR
			SIZE	A
			CODE IDENT. NO.	06090
			DWG. NO.	MTC100-YC1-006
			REV	D
			DO NOT SCALE THIS DRAWING	
			SHEET 1 OF 1	

**If this document is printed it becomes uncontrolled.  
Check with the web for latest revision.**

DWG NO. MTC100-YC1-006 SHEET 1