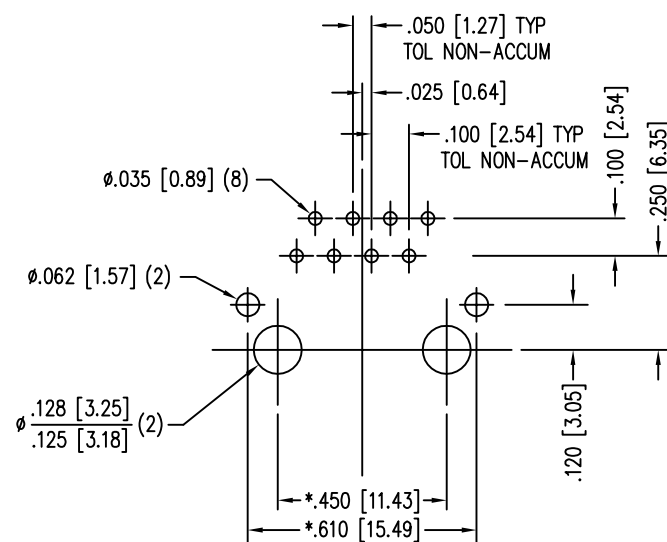
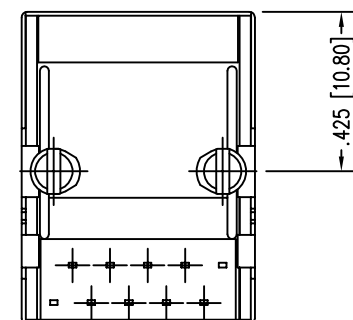
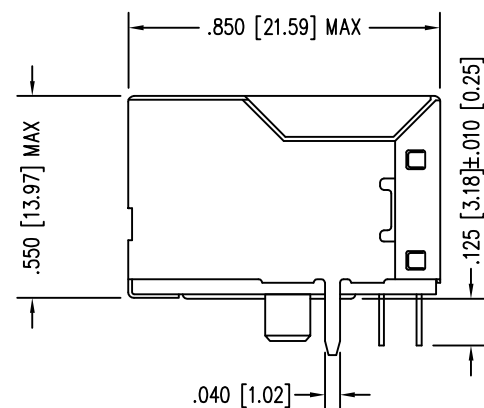
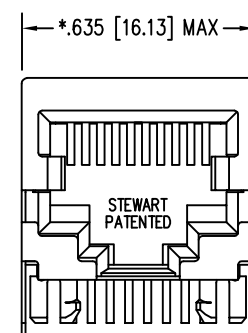
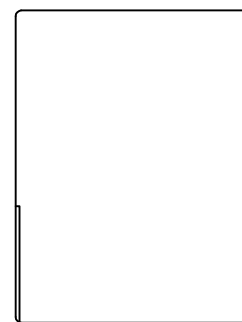


DATE	REV	ECN	APP'D. BY
1-13-15	A3	10190	TRM
3-8-16	A4	10596	TRM

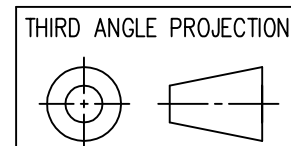


P.C.B. RECOMMENDED HOLE LAYOUT
 SEEN FROM COMPONENT SIDE
 TOLERANCE ±.003 [0.08] UNLESS OTHERWISE SPECIFIED

NOTES:

- CONNECTOR MATERIALS:
 HOUSING: THERMOPLASTIC UL94 V-0
 CONTACTS/SHIELD: COPPER ALLOY
 SHIELD PLATING: NICKEL OR TIN
 CONTACT PLATING: SELECTIVE GOLD IN CONTACT AREA
 SEE CHART FOR PART NUMBER
- FOR PRODUCT SPECIFICATIONS SEE PR022-01.
- DIMENSIONS AND TOLERANCES COMPLY WITH TIA-1096 STANDARD.

30 MICRO-INCHES [0.76um]	SS-640810S-A-NF
CONTACT PLATING IN MATING AREA	PART NUMBER



1118 Susquehanna Trail South
 Glen Rock, PA 17327-9199
 (717) 235-7512
<http://www.stewartconnector.com>

DO NOT SCALE DRAWING
 DRAWING IS SUBJECT TO
 CHANGE WITHOUT NOTICE

TITLE: EIGHT CONTACT, TEN POSTION, SHIELDED JACK
 NON-FLANGED

DIMENSIONS: INCHES [METRIC]
 UNLESS OTHERWISE SPECIFIED
 TOLERANCES ARE ±.005 [0.13]
 ANGLES ARE ± 1°

THIS DRAWING AND THE SUBJECT MATTER SHOWN THEREON
 ARE CONFIDENTIAL AND THE PROPRIETARY PROPERTY OF
 STEWART CONNECTOR AND SHALL NOT BE REPRODUCED,
 COPIED, OR USED IN ANY MANNER WITHOUT PRIOR WRITTEN
 CONSENT OF STEWART CONNECTOR. ONE OR MORE U.S. PATENTS
 MAY APPLY TO THIS PRODUCT. FOR DETAILS, PLEASE
 VISIT: [HTTP://BELFUSE.COM/STEWART/STEWART_PATENTS/](http://BELFUSE.COM/STEWART/STEWART_PATENTS/)

DRN BY:	KRL	DATE	1/30/06
APPD BY:	JM	DATE	1-31-06
DWG NO.	CT640203	REV.	A4

SHEET NO. 1 OF 1

