

SHT1X PROTO™

Manual

All Mikroelektronika's development systems feature a large number of peripheral modules expanding microcontroller's range of application and making the process of program testing easier. In addition to these modules, it is also possible to use numerous additional modules linked to the development system through the I/O port connectors. Some of these additional modules can operate as stand-alone devices without being connected to the microcontroller.

Additional board

 **MikroElektronika**

SOFTWARE AND HARDWARE SOLUTIONS FOR EMBEDDED WORLD ...making it simple

SHT1X PROTO

The SHT1X PROTO additional board is used measure temperature and relative humidity.

Key features:

- Serial communication;
- Measuring humidity (0 - 100%);
- Measuring temperature (-40 to +125C°);
- Low power consumption; and
- 2.4 to 5.5V power supply voltage.




Figure 1: SHT1X PROTO additional board

How to connect the board?

The SHT1X PROTO additional board is connected to a microcontroller or some other device via pads CN1. Communication is performed via serial communication. Only two communication lines are used for this purpose: SDA - serial data transfer and SCL - serial clock.

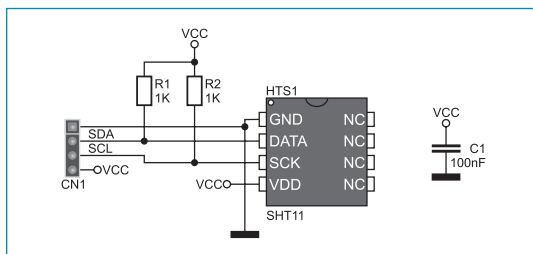


Figure 2: SHT1X PROTO board connection schematic

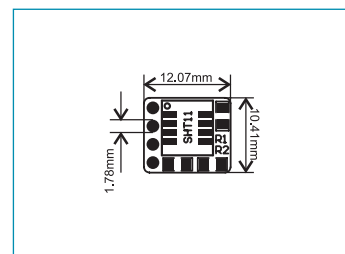


Figure 3: Dimensions of the board



MikroElektronika
SOFTWARE AND HARDWARE SOLUTIONS FOR EMBEDDED WORLD ...making it simple

If you want to learn more about our products, please visit our website at www.mikroe.com

If you are experiencing some problems with any of our products or just need additional information, please place your ticket at www.mikroe.com/en/support

If you have any questions, comments or business proposals, do not hesitate to contact us at office@mikroe.com