

# DATA SHEET

## WIRELESS COMPONENTS

Ceramic Patch Antenna

ANT2525B00DT1516S

GPS & GLONASS

PIN 25 × 25 × 4 mm



FEATURES

- Support GPS & GLONASS system
- High radiation efficiency
- Pin-solder process
- RoHS compliant

APPLICATIONS

- Navigation device
- Telematics box
- Fleet management

ORDERING INFORMATION

All part numbers are identified by the series, packing type, material, size, antenna type, working frequency and packing quantity.

**PART NUMBER**

**ANT 2525 B 00D T 1516S**  
 (1) (2) (3) (4) (5) (6)

---

(1) PRODUCT

ANT = Antenna

---

(2) SIZE

2525= 25 x 25 mm

---

(3) ANTENNA TYPE

B = Bulk Antenna

---

(4) SERIAL NO.

00D

---

(5) PACKING STYLE

T = Tray

---

(6) WORKING FREQUENCY

1516 =1.575 / 1.602 GHz

---

PHYCOMP CTC

CAN43934250D1561B

---

12NC

43934250D156

---

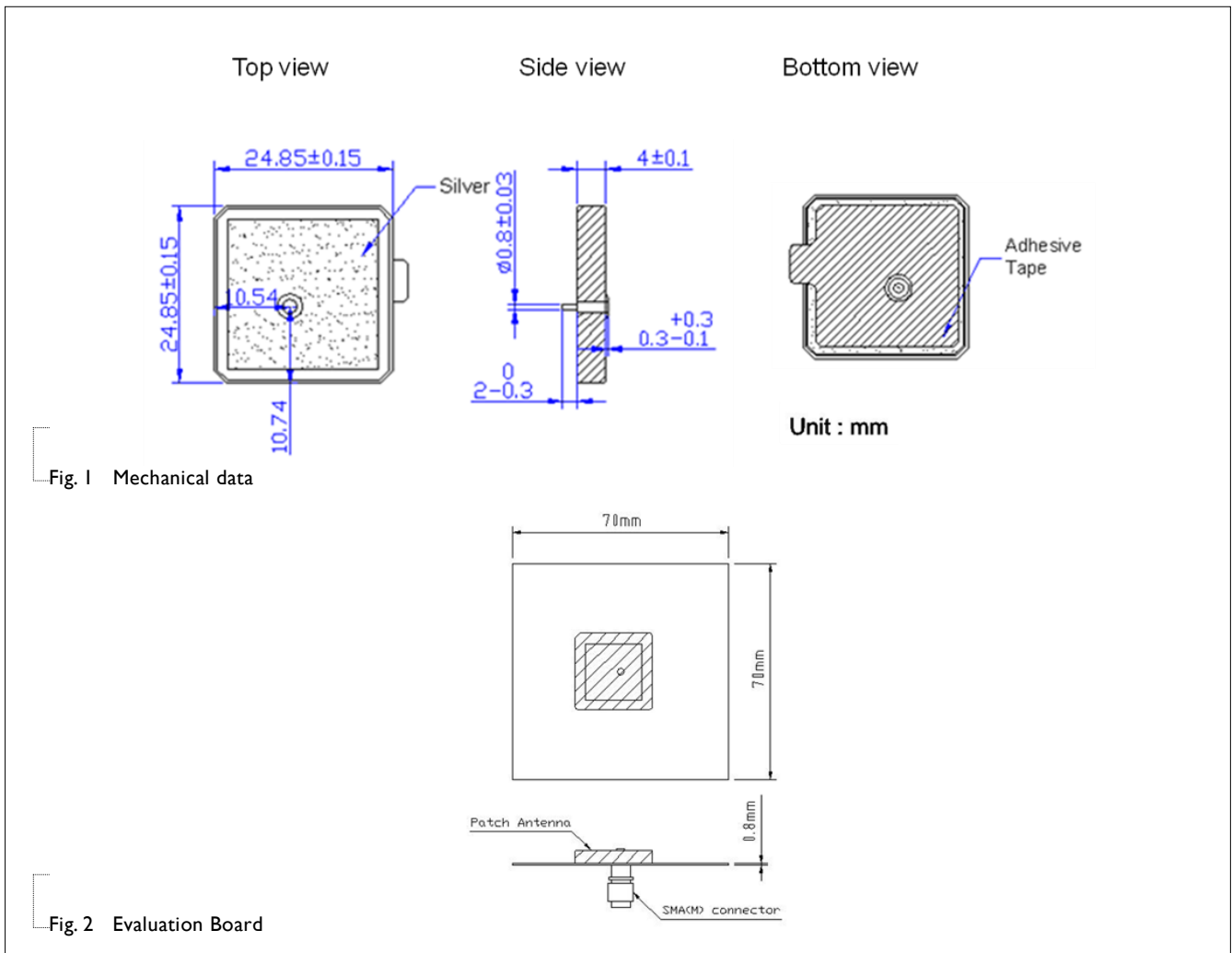
**SPECIFICATION**

Table 1

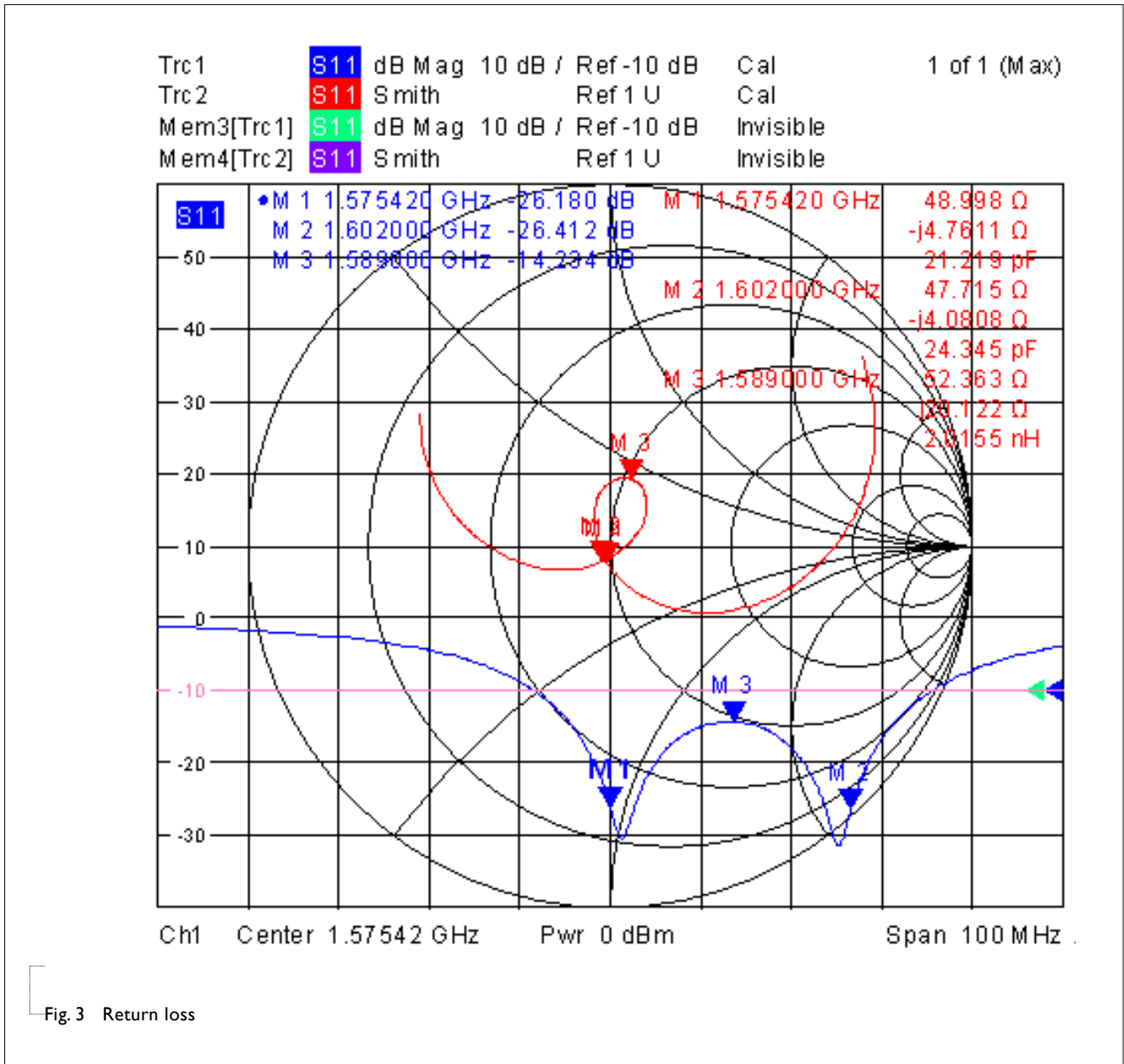
DESCRIPTION	VALUE
Operating Frequency	1575~1606 MHz
Bandwidth	GPS: 20 MHz(Typ.) Glonass: 20 MHz(Typ.)
Gain	GPS: 5 dBi (Typ.) Glonass: 4.79 dBi (Typ.)
VSWR	2.0 Max
Polarization	RHCP
Axis Ratio	$\leq 10$ dB (Typ.)
Impedance	50 $\Omega$
Operating Temperature	-40~105 °C

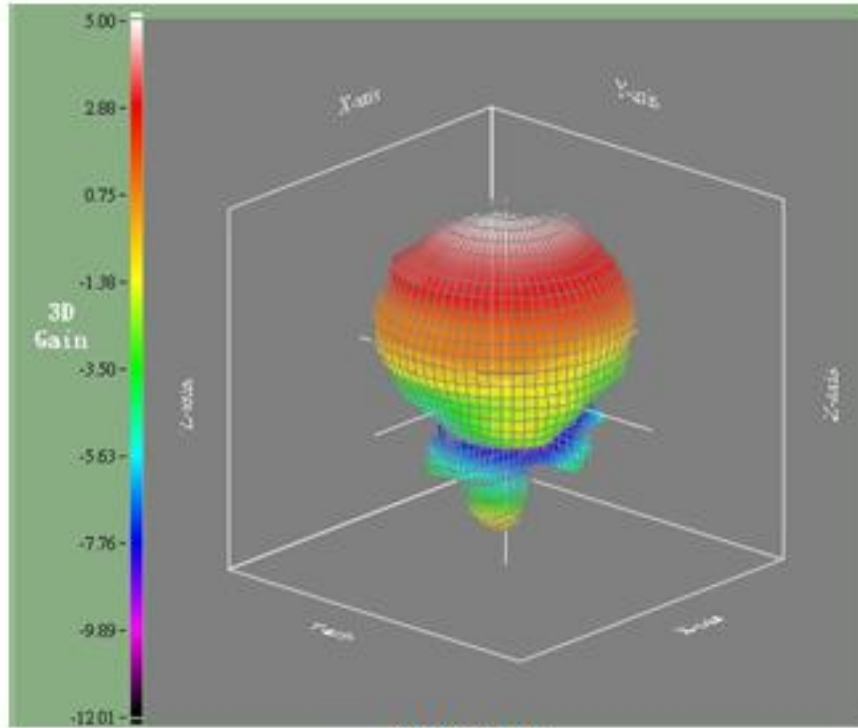
**NOTE**

1. Based on 50 x 50mm<sup>2</sup> square ground plane.
2. Centre frequency will be offset to working frequency while changes of customer's housing and ground plane.
3. Please contact local sales if you need customized design to gain optimum Antenna performance.

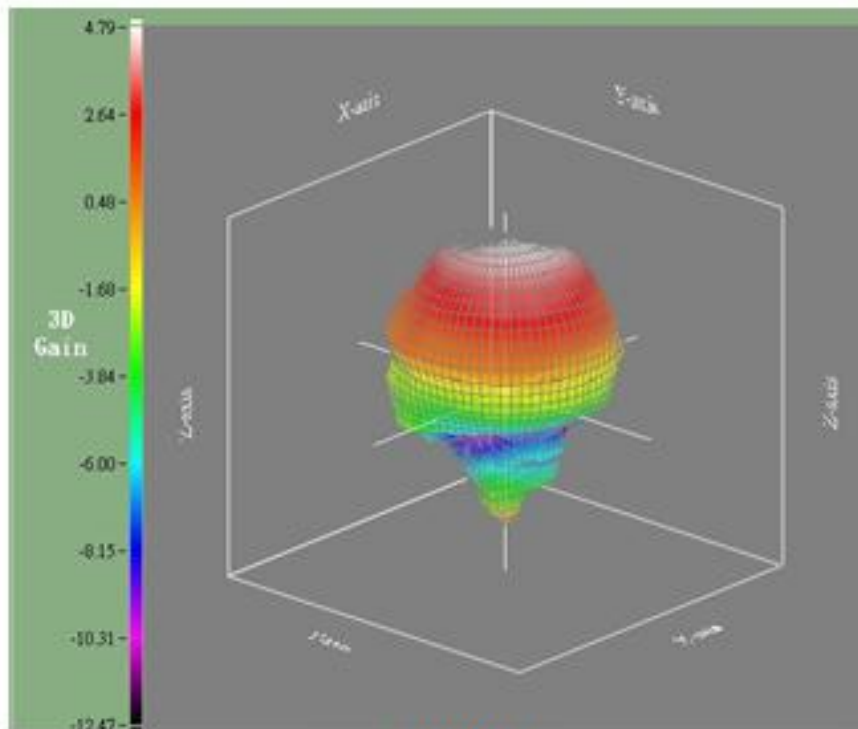


**ELECTRICAL PERFORMANCES**





**1575MHz**



**1602MHz**

Fig. 4 Radiation Pattern

REVISION HISTORY

REVISION	DATE	CHANGE NOTIFICATION	DESCRIPTION
----------	------	---------------------	-------------

Version 0	Oct. 02, 2015	-	- New data sheet for Patch antenna, PIN Feed size 25*25*4 mm
-----------	---------------	---	--