



Ault Incorporated, 7300 Boone Av. N., Minneapolis, MN 55428-1028, 612-493-1980

Visit our web site: www.aultinc.com, or contact us by e-mail: info@aultinc.com

DECLARATION OF CONFORMITY

Ault, Incorporated
7300 Boone Avenue North
Minneapolis, MN. 55428-1028
U. S. A.

We hereby declare under our sole responsibility that the product model(s) D41-120500-AX₁X₁OX₂ and F41-120500- AX₁X₁OX₂ (where X₁ can be 00 to99 and represents non-electrical features, and X₂ can be C, G, or CM representing location of manufacture), power supply's intended for use as safety isolating transformers, to which this declaration relates, meets the requirements of the following New Approach Directives:

- Electro-Magnetic Compatibility Directive 89/336/EEC as demonstrated by compliance to EN50082-1:1992 Generic Immunity, IEC 801-2:1991 Electrostatic Discharge Immunity, IEC 801-3:1984 Radiated Electromagnetic Field Immunity, IEC 801-4:1988 Electrical Fast Transient/Burst, EN 55014:1993 Radio Interference Characteristics of Household Appliances..., EN 60555-2:1987 Power Harmonics.
- Low Voltage Directive 73/23/EEC as demonstrated by compliance with EN 60742:1988, Isolating Transformers and Safety Isolating Transformers.

This declaration is based on third party assessment to the pertinent European Norm standards on the equipment GP 48091000D which is electrically similar. Ault Incorporated is an ISO 9001 registered firm, Certificate Number FM11881.

Tim Cassidy
Product Safety Assurance
July 14, 1998



ELECTRICAL SPECIFICATION

Model: D41120500A030G Description: Ac230V 50Hz/DC12V500mA Date: Mar. 24, 99.

Primary	Voltage	AC 230 V 50 Hz 12 w VA
	Exciting Current, Open Circuit	35 mA Max.
	DC Resistance $\pm 10\%$	540 ohm.

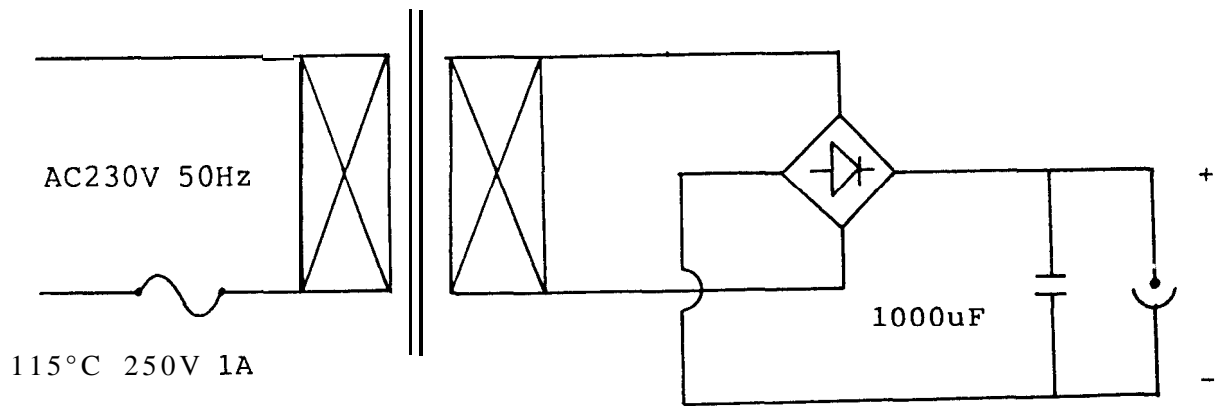
Secondary	No.	Tap No.	Open Circuit		Loaded Voltage $\pm 5\%$	DC Resistance $\pm 10\%$
			Voltage $\pm 5\%$			
			AC	DC		
	1.			18.7V	DC 12V @ 500mA	Ohm.
	2.					Ohm.
	3.					Ohm.
	4.					Ohm.
	5.					Ohm.
	6.					Ohm.

Rated Continuous Output Power	VA	
Insulation Resistance	Primary - Secondary	100M ohm. @ DC 500 v
	Primary - Core	100M ohm. @ DC 500 v
Dielectric Strength	Primary - Secondary	AC 3750 v 1 minute
	Primary - Cord	AC 3750 v 1 minute
	Secondary - Cord	AC 2000 v 1 minute
Temperature Rise	At rating load	70°C Maximum



SCHEMATIC DIAGRAM

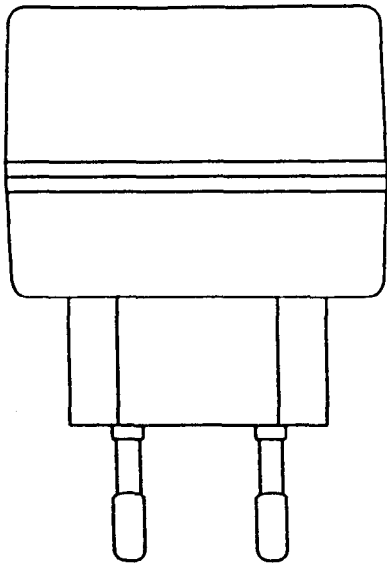
Model: D41120500A030G Description: AC230V 50Hz/DC12V 500mA Date: Mar. 24, 99.





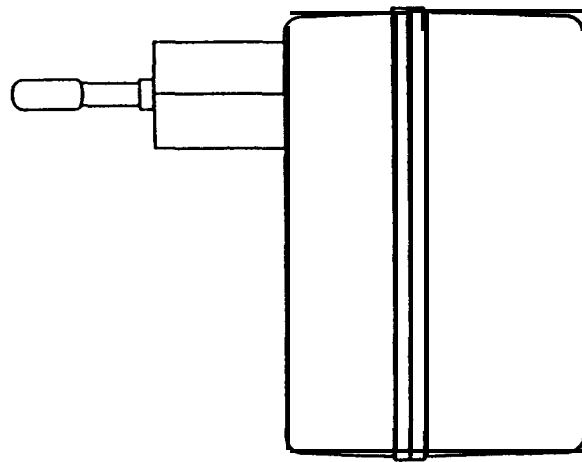

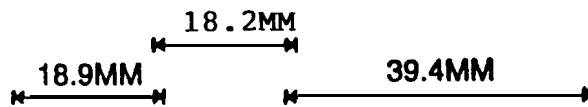
MECHANICAL SPECIFICATION			
STANDARD			
APP MODEL			
MODEL	D41120500A030G		
INPUT	AC	230	V
		50	Hz
OUTPUT	AO/DC	12	V
		500	mA
CORE SIZE	EI- 41		

All Dimension in MM
Tolerance +/- 1mm



23.2MM

51.1MM



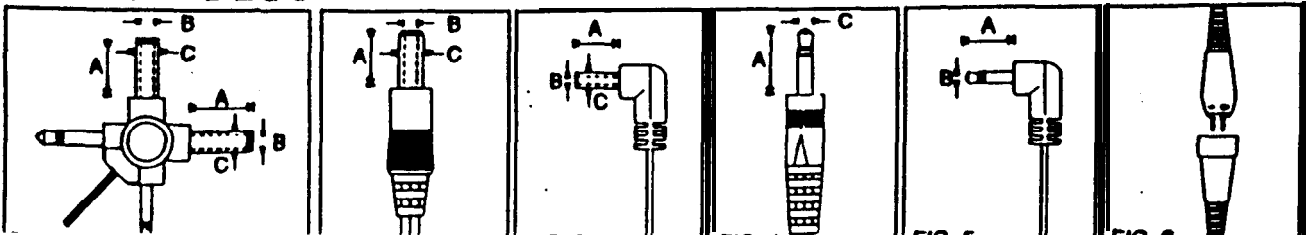
60.7MM

OUTPUT PLUG SIZE:-

FIGURE:	4
DIMENSION: A:	11
B:	2.5
C:	

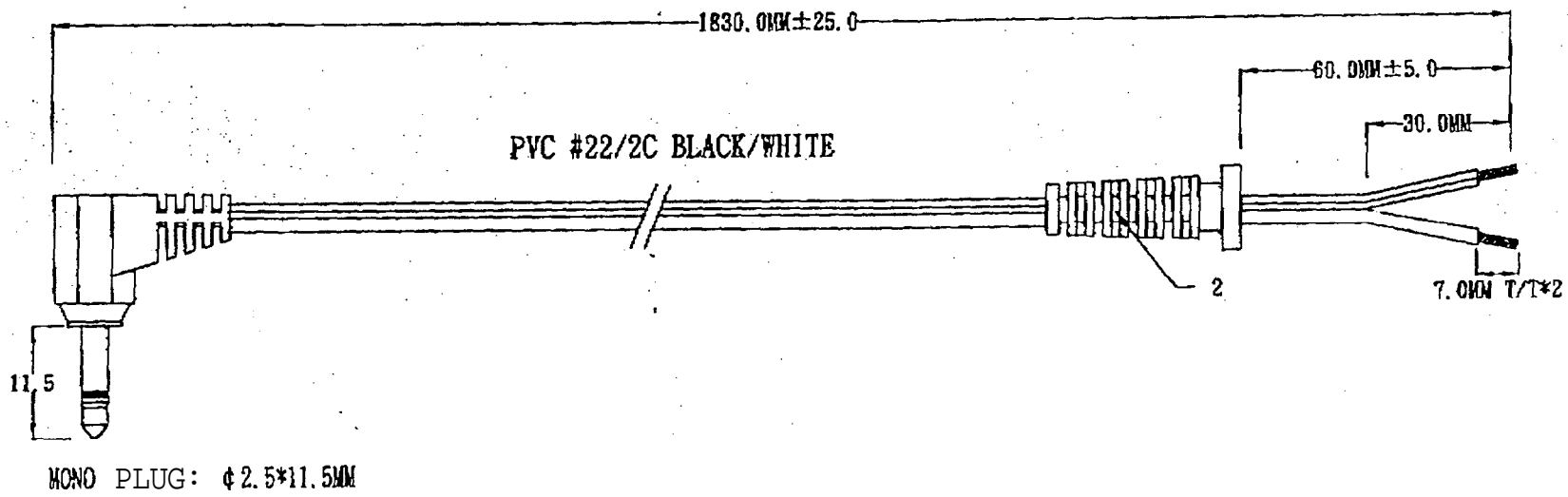
* REMARK: THE PLUG WILL BE REMOVAL IF YOU REQUEST.

OUTPUT PLUG

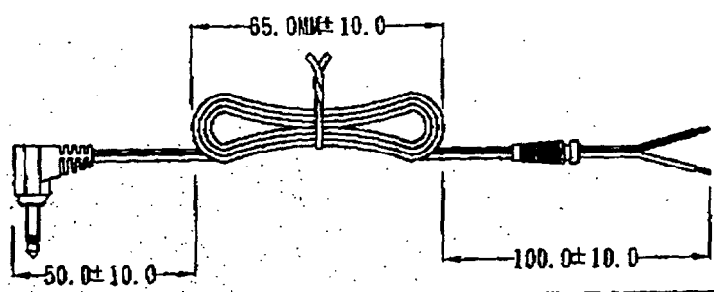


Project: LZR		Part No: GZ990309 10	Date: March 24, 1999.	REVISION CONTROL	
				REV. A	DESCRIPTION: NEW RELEASE
					DATE: 09/03/99
					APP.

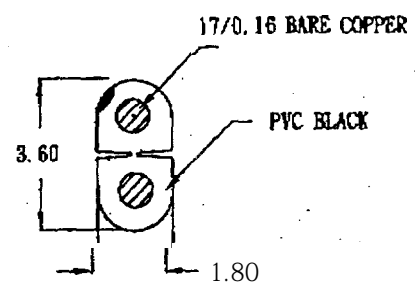
P/N: D41120500A030G



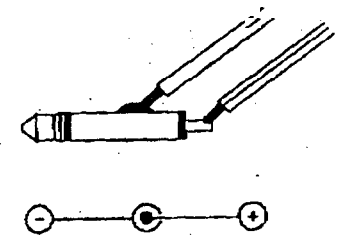
扎線方法



線材結構



接線方法



PART	DESCRIPTION	QTY	COLOUR	TOOLS NO.	REMARK
2	STRAIN RELIER: SR-208	1	BLACK	SR-208	
1	MONO PLUG: $\phi 2.5 \times 11.5 \text{MM}$	1	BLACK	DC-112	

ALL DIMENSIONS IN mm

DATE MARKING : _____ P.O. NO. : _____

CUSTOMER		TITLE: MONO CORD
DRAW: PENG.PU	DATE: 09/03/99	MODEL CODE:
CHECKED:	DATE:	CUST. MODEL:
APPROVE:	DATE:	am. P/N:



TESTING DATA SHEET

DATE: March 24, 1999

PROJECT: LZR
DESCRIPTION: AC 230V 50HZ/DC 12V 500MA

MODEL: D41120500A030G

CONTROL NO.: 4807

NO.	INPUT VOLTAGE	LOADING AMPERE	I_o (mA)	V_o (VDC)	I_L (mA)	V_L (VDC)	HI-POT TEST 3750/1 MINUTE
1.	AC 230V 50HZ	500MA	17	18.78	51	12.05	PASSED
2.	AC 230V 50HZ	500MA	17	18.76	52	12.05	PASSED
3.	AC 230V 50HZ	500MA	21	18.76	52	12.05	PASSED
4.	AC 230V 50HZ	500MA	20	18.76	52	12.08	PASSED
5.	AC 230V 50HZ	500MA	23	18.76	53	12.03	PASSED
6.	AC 230V 50HZ	500MA	23	18.75	53	12.02	PASSED

NOTE:

- 10 : Primary exciting current
- V_o : Output open circuit voltage
- I_L : Primary rated current
- V_L : Output rated voltage

Case : EI-41

← 32MM →

B & B electronics
MANUFACTURING COMPANY

OTTAWA, ILLINOIS 61350


AC-DC ADAPTOR

D41120500A030G

PART NO.: E1250BL-BB3

INPUT : 230V ~ 50Hz 0.06A

OUTPUT : 12V === 500mA



⊖ — ⊕

AULT INC., MADE IN CHINA

32MM

Declaration of Conformity

Application of Council Directive: 89/336/EEC, IEC 950
Standards to which Conformity is Declared: TUV/GS, CE, EN60950, ITE

Manufacturer's Name: LZR Electronics, Inc.
Manufacturer's Address: 8051 Cessna Avenue
Gaithersburg, MD 20879

Importer's Name: B & B Electronics Mfg. Co.
Importer's Address: P.O. Box 1040
Ottawa, IL 61350

Type of Equipment: Adapter, AC, 230Volts, DC O/P
European, 12V, 500mA

Model Numbers: E1250BL-BB3

Serial Number: NA


P.O.# 72737/2

Qty: 250 pieces

Year of Manufacture: 1998

I, the undersigned, hereby declare that the equipment specified above conforms to the above Directive and Standards.

1/5/99
Gaithersburg, MD



Paty Nieto
Quality Assurance Manager