

## Termination board - IBS S7 400 DSC/I-T - 2719962

Please be informed that the data shown in this PDF Document is generated from our Online Catalog. Please find the complete data in the user's documentation. Our General Terms of Use for Downloads are valid (<http://phoenixcontact.com/download>)



Termination board for Siemens SIMATIC® S7 400 PLCs, with electrical isolation

### Product Description

INTERBUS controller boards for Siemens SIMATIC S7-400 PLCs

The IBS S7 400 DSC/I-T board connects the SIMATIC S7 400 PLC with INTERBUS.

After power-up the INTERBUS configuration is read in automatically and started with the specified parameters. The system-specific parameterization of the bus system and the controller board is undertaken using the easy-to-use IBS CMD software and then stored in a flash memory card.

The following range of functions is supported:

- Preprocessing of process data
- Synchronous operating modes
- Parameterization of alternative and changing bus segments
- Parameterization using CMD
- Startup using "Plug & Play" technology

For displaying the comprehensive INTERBUS system diagnostics, the controller board is equipped with a four-line LC display in which operating and error states are shown in plain text.

The INTERBUS system is controlled using a function register which triggers control functions (switching devices on and off or bypassing devices, clearing the diagnostics display) simply by setting outputs.

Simple operation and efficient diagnostics facilitate startup and increase the availability of the system.

The base of the housing can be concealed behind a cover once parameterization and startup of the controller board have been completed.

### Why buy this product

- ✓ Blocks for STEP 7 simplify integration
- ✓ INTERBUS with up to 8192 I/O points per controller board
- ✓ Maximum INTERBUS transmission speed of 2 Mbaud



### Key Commercial Data

Packing unit	1 STK
Weight per Piece (excluding packing)	1,026.500 g
Custom tariff number	85389091
Country of origin	Germany

# Termination board - IBS S7 400 DSC/I-T - 2719962

## Technical data

### Note

Utilization restriction	EMC: class A product, see manufacturer's declaration in the download area
-------------------------	---

### Dimensions

Width	50 mm
Height	290 mm
Depth	210 mm

### Ambient conditions

Degree of protection	IP20
Ambient temperature (operation)	0 °C ... 60 °C
Ambient temperature (storage/transport)	-25 °C ... 65 °C
Permissible humidity (operation)	30 % (up to 75%, no condensation)
Permissible humidity (storage/transport)	30 % (up to 95%, no condensation)
Air pressure (operation)	860 hPa ... 1080 kPa (up to 1500 m above sea level)
Air pressure (storage/transport)	660 hPa ... 1080 kPa (up to 3500 m above sea level)

### Control system

Control system	SIMATIC® S7-400 controllers
Programming tool	STEP 7 from version 5.x
Diagnostics tool	DIAG+ from version 1.0x
Configuration tool	CMD from Version 4.0x

### Software interfaces

Application interface	S7 I/O driver
	S7 function blocks

### Software requirements

Configuration tool	CMD from Version 4.0x
	Config+ from version 1.00 onwards
Diagnostics tool	DIAG+ from version 1.0x
Programming tool	STEP 7 from version 5.x

### Power supply

Power supply connection	Via SIMATIC I/O bus
Typical current consumption	0.9 A
Supply voltage	5 V DC
Power dissipation	max. 4.5 W

### General

Weight	1026 g
--------	--------

# Termination board - IBS S7 400 DSC/I-T - 2719962

## Technical data

### General

Format	2 slots
--------	---------

### Data interfaces

Interface	Control system
Connection method	SIMATIC® S7-400 P-Bus
Interface	INTERBUS remote bus
Connection method	9-pos. D-SUB socket strip
Transmission speed	500 kBit/s / 2 MBit/s
Interface	Parameterization/operation/diagnostics
Connection method	RS-232-C, D-SUB male connector
Interrupts	Are supported

### Fieldbus function

Amount of process data	max. 8192 Bit
Number of supported devices	max. 128 (of which 254 are remote bus devices/bus segments)
Number of devices with parameter channel	max. 126 (512 words)

### Standards and Regulations

Connection in acc. with standard	CUL
----------------------------------	-----

## Classifications

### eCl@ss

eCl@ss 4.0	27240409
eCl@ss 4.1	27240409
eCl@ss 5.0	27242215
eCl@ss 5.1	27242208
eCl@ss 6.0	27242208
eCl@ss 7.0	27242208
eCl@ss 8.0	27242208
eCl@ss 9.0	27242208

### ETIM

ETIM 2.0	EC001423
ETIM 3.0	EC001423
ETIM 4.0	EC001423
ETIM 5.0	EC001423

# Termination board - IBS S7 400 DSC/I-T - 2719962

## Classifications

### UNSPSC

UNSPSC 6.01	43172015
UNSPSC 7.0901	43201404
UNSPSC 11	43172015
UNSPSC 12.01	43201404
UNSPSC 13.2	43201404

## Approvals


### Approvals


#### Approvals

UL Recognized / cUL Recognized / EAC / cULus Recognized


#### Ex Approvals

### Approval details

UL Recognized  <a href="http://database.ul.com/cgi-bin/XYV/template/LISEXT/1FRAME/index.htm">http://database.ul.com/cgi-bin/XYV/template/LISEXT/1FRAME/index.htm</a> FILE E 140324	
Nominal current IN	0.415 A
Nominal voltage UN	5 V

cUL Recognized  <a href="http://database.ul.com/cgi-bin/XYV/template/LISEXT/1FRAME/index.htm">http://database.ul.com/cgi-bin/XYV/template/LISEXT/1FRAME/index.htm</a> FILE E 140324	
Nominal current IN	0.415 A
Nominal voltage UN	5 V

EAC EAC-Zulassung
-------------------

cULus Recognized  <a href="http://database.ul.com/cgi-bin/XYV/template/LISEXT/1FRAME/index.htm">http://database.ul.com/cgi-bin/XYV/template/LISEXT/1FRAME/index.htm</a>
--

## Termination board - IBS S7 400 DSC/I-T - 2719962

### Accessories

#### Accessories

#### Configuration and diagnostics

#### Software - DIAG+ - 2730307



Diag+, diagnostics software, for INTERBUS networks, area of application: Startup, maintenance and, for example, for integration in control desk software, can be integrated in 32 bit applications (ActiveX-capable)

---

#### Software - CONFIG+ OEM - 2700779



Config+ project license, for configuration and diagnostics of an INTERBUS system. Please enter the project number in the configuration field or get in touch with your contact person in our sales organization.

---

#### Software - CONFIG+ DEMO - 2868046



Config+ demo version with restricted range of function (it is not possible to save projects)

---

#### Software - CONFIG+ - 2868059



Config+ full version for configuration and diagnostics of an INTERBUS system

---

#### Software - CONFIG+ CPY - 2868062



The Config+ copy license enables the installation and parallel use of the Config+ software on multiple workstations. A single-user full license is also required. It is a workstation license

## Termination board - IBS S7 400 DSC/I-T - 2719962

### Accessories

---

Software - IBS CMD SWT G4 - 2721439



Network configuration software for INTERBUS Generation 4

---

Software - IBS CMD SWT G4 E - 2721442



Network configuration software for INTERBUS Generation 4

---

### Device parameterization

Software - AX+ BASIC - 2985068



Software CD for FDT container for integrating device DTMs (free download)

---

Software - AX DTM LIB - 2988065



DTM library

---

### Parameterization memory

## Termination board - IBS S7 400 DSC/I-T - 2719962

### Accessories

Memory - IBS MC FLASH 2MB - 2729389



Program and configuration memory, 2 Mbyte

---

### Programming cable

Connecting cable - IBS PRG CAB - 2806862



Connection cable, to connect the controller boards to the PC (RS-232-C), length 3 m

---

### Spare parts

Memory - IBS MC FLASH 2MB - 2729389



Program and configuration memory, 2 Mbyte

---

---