


Ex Intrinsically safe miniature solenoid valves EEx ia II C T6

LCIE approval
no. 93 C 6014X

For mounting on sub-base or footprint in
accordance with CNOMO recommendation
E 06-36-120N

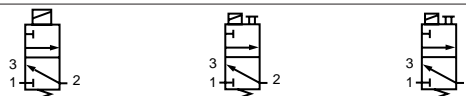


1

Part numbers (and voltages)

	Voltage	max. power consumption			
U nominal					
Supply voltage (barrier output or interface) between 5 and 18 Vdc inc.	12 Vdc	0.70 W			
U nominal					
Supply voltage (barrier output or interface) between 12 and 28 Vdc inc.	24 Vdc	0.70 W	81 519 035	81 519 335	81 519 635
Function			3/2 NC	3/2 NC	3/2 NC
Versions	Without manual override		●	—	—
	With manual override		—	impulse	latched (1/4 turn)

Symbols



Characteristics

Permitted fluids	filtered 10 µ, lubricated (ASTM2) or not	air or inert gases	air or inert gases	air or inert gases
Operating pressure	bars	1 → 7	1 → 7	1 → 7
Orifice diameter	mm	0.5	0.5	0.5
Flow at 6 bars	NL/min	12	12	12
Flow coefficient	KV	0.12	0.12	0.12
Temperature	operating °C	- 10 + 50	- 10 + 50	- 10 + 50
	fluid °C	- 10 + 30	- 10 + 30	- 10 + 30
Switching time	ms	8 to 15	8 to 15	8 to 15
Mechanical life	operations	≤ 1.5 x 10 ⁷	≤ 1.5 x 10 ⁷	≤ 1.5 x 10 ⁷
Construction	Stainless steel, brass NBR, PA 66	●	●	●
Weight	g	35	35	35
Duty factor		100% ED	100% ED	100% ED
Insulation class	IEC 85	F	F	F
Degree of protection (IEC 529)	with connector 81 516 082 (see page 6/5)	IP 65	IP 65	IP 65
	with sub-bases 81 513.../81 514... (see page 6/4)	IP 20	IP 20	IP 20

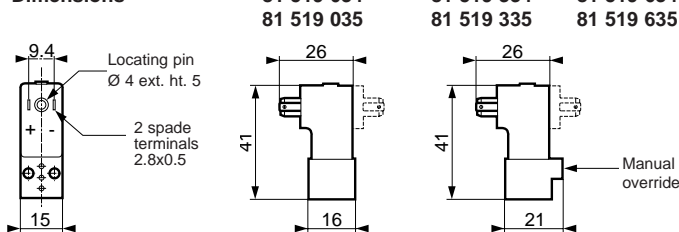
Pneumatic connections

Geometry of footprint		see below	see below	see below
via associable bases	types 81 514 106 or 81 514 166	see page 6/4	see page 6/4	see page 6/4
On modules	types 81 513 100 /200 /600	see page 5/8	see page 5/8	see page 5/8
	types 81 516 100 /200	see page 5/8	see page 5/8	see page 5/8

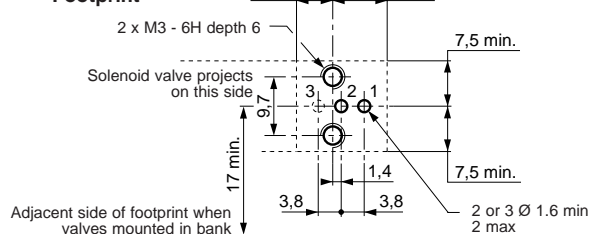
Electrical connections

2 spade terminals on coil	90° rotatable	see below	see below	see below
via connector 81 516 082	90° rotatable	see page 6/5	see page 6/5	see page 6/5
via associable bases	types 81 514 106 /166	see page 6/4	see page 6/4	see page 6/4
	types 81 513 075 /076	see page 6/4	see page 6/4	see page 6/4
	types 81 517 106 /206	see page 6/4	see page 6/4	see page 6/4

Dimensions



Footprint



Other information

Note: Our intrinsically safe miniature solenoid valves have a locating pin which prevents their mounting on our standard sub-bases. They must be used only with our sub-bases approved to EEx ia II C T6 as shown on page 6/6. To achieve EEx ia II C T6 when using a plug type connector, only our connector 81 516 082 (approved for use with our miniature solenoid valves 81 519...) must be used.

To order, specify :

Standard products

1 Part number
Example : Intrinsically safe miniature solenoid valve - 81 519 034

Products and specifications subject to change without notice.

Consult factory for application assistance.

204 Airline Drive, Suite 300, Coppell, Texas 75019 / Tel: (888) 778-2733 / FAX: (888) 329-9773 / www.crouzet-usa.com