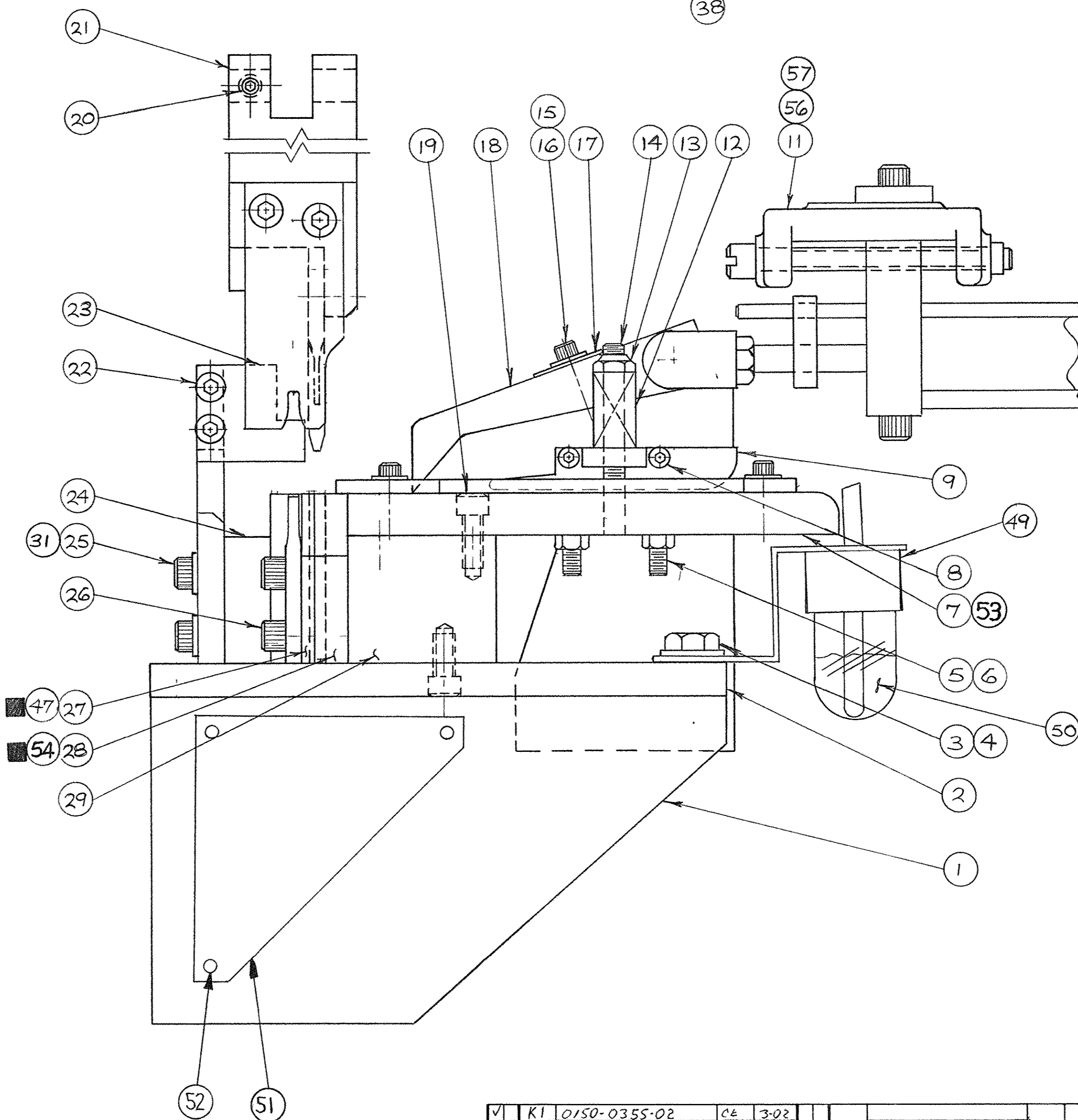
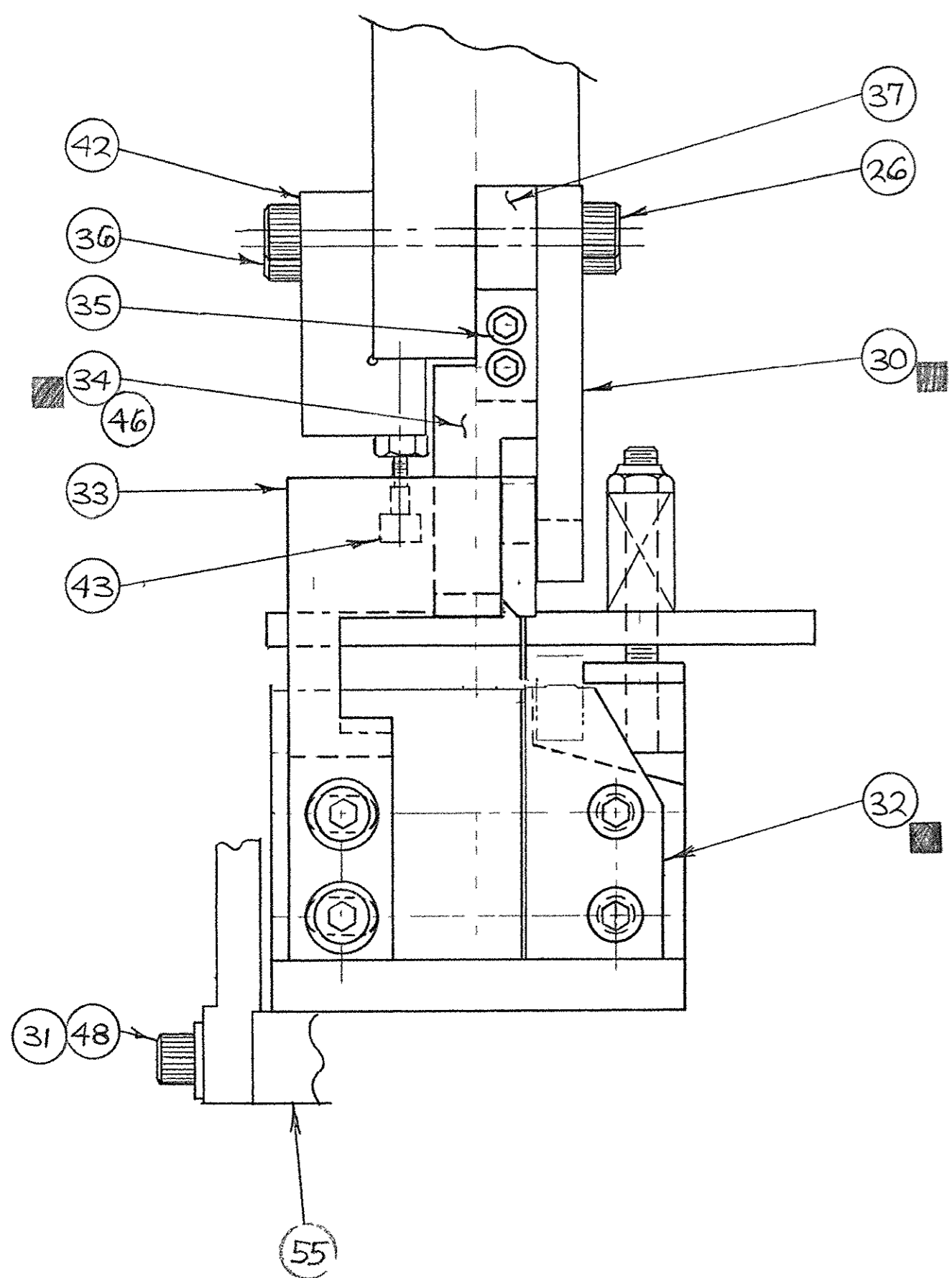
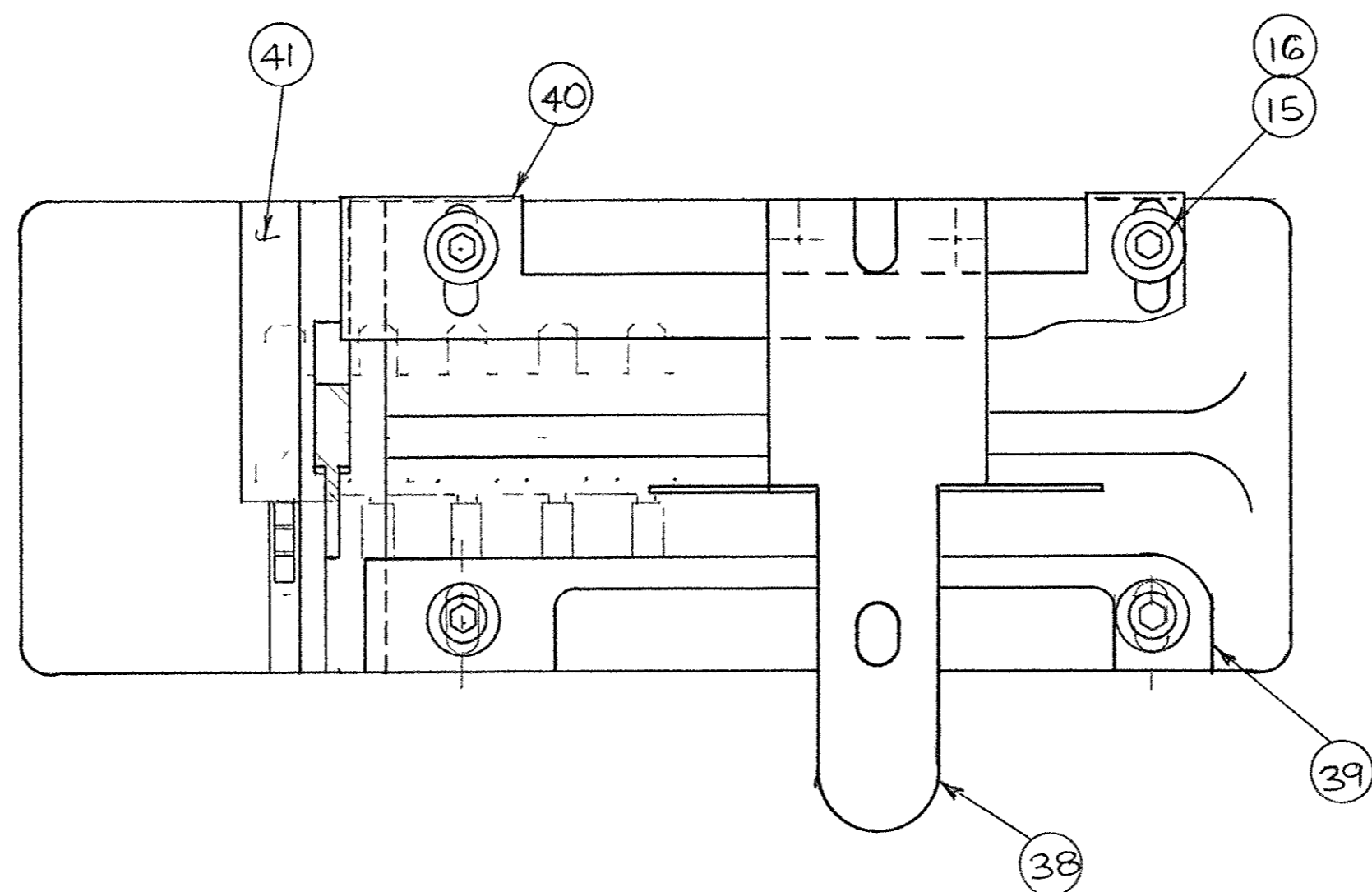


PART NUMBER	REV	FIRST USED	FEED
566322-1	L	1-471273-2	AIR FEED
566322-2	A	1-471273-2	AIR FEED
566322-3	L	1-471273-2	AIR FEED

OBSOLETE

TERMINAL NAME: .250 TAB	AMP TERMINAL	AMP CRIMP SPECS			
63104					
63217	CRIMP HEIGHT	WIRE SIZE (NI-CHROME)			
63300	070-080 [1.78-2.03mm]	22-18 AWG			
63301	.072-.086 [1.83-2.18mm]	17 AWG			
63522	.078-.093 [1.98-2.36mm]	16 AWG			
1217006	082-.100 [2.08-2.54mm]	15 AWG			
1217917					
63390					
1742583					
	CRIMP	SIZE			
	WIRE	.130			
	INSUL	-			
	TYPE	F			
	RANGE	22-15			
WIRE STRIP LENGTH	TERM APPL SPEC	FEED	APPL INSTRUCT	SET UP GAGE	LAYOUT
.343-.373	114-2097	.570	408-8012	-	-

RECOMMENDED SPARE PARTS



- ⚠ -3 APPLICATOR USED FOR CUTTING OFF TERMINAL STOPS
- ⚠ MODIFICATION TO GUARD ASS'Y IS REQ'D AT ASS'Y FOR DRAG HANDLE.
- ⚠ THIS TERMINAL CAN BE APPLIED IN 566322-3 APPLICATOR ONLY.

QTY	REV	PART NO	DESCRIPTION	ITEM NO	
1	1	A	3-21001-9	SCR, SHC, 3/8-16 x 2.00	57
2	1	A	452064-1	SPACER	56
1	1	B	692036-1	EXT BRACKET	55
1	1	B	816226-1	PLATE, REAR SHEAR	54
1	1	C	816227-1	STRIP, GUIDE PLATE	53
3	3	A	21017-6	SCREW, DRIVE #4 x .25	52
1	1	A	452373-1	PLATE, IDENTIFICATION	51
REF	REF	A	852931-2	TERMINAL LUBRICANT	50
1	1	A	465184-2	LUBRICATOR ASS'Y	49
2	2	A	21001-5	SCR., SOC. HD CAP 1/4-20 x 1.25 Lg.	48
1	1	B	806821-1	PLATE, FRONT SHEAR	47
1	1	B	806820-1	BLADE, SLUG	46
1	1	B	806819-1	PLATE, REAR SHEAR	45
1	1	D	457665-1	GUARD ASS'Y	44
1	1	A	810738-1	HOLD DOWN ASS'Y	43
1	1	A	810498-6	HOLD DOWN HOLDER	42
1	1	A	805979-1	HOLD DOWN SUPPORT	41
1	1	B	465530-6	REAR STRIP GUIDE	40
1	1	A	1-389338-4	FRONT STRIP GUIDE	39
1	1	B	389112-6	STOCK DRAG SUPPORT	38
1	1	B	805312-2	TOOLING SPACER	37
2	2	A	21001-4	SCR., SOC. HD. CAP #1/4-20 x 1.25 Lg.	36
2	2	A	2-21000-0	SCR., SOC. HD CAP #6-32 x .50 Lg.	35
1	1	B	805985-1	SLUG BLADE	34
1	1	B	805981-1	STRIPPER MOUNT	33
1	1	B	805980-1	ANVIL	32
4	4	A	21899-3	WASHER, FLAT 1/4 I.D.	31
1	1	C	456410-8	WIRE CRIMPER	30
1	1	B	805311-1	BASE BLOCK	29
1	1	B	805984-1	REAR SHEAR PLATE	28
1	1	B	805983-1	FRONT SHEAR PLATE	27
4	4	A	21001-7	SCR., SOC. HD. CAP 1/4-20 x 1.25 Lg.	26
2	2	A	1-21001-1	SCR., SOC. HD CAP 1/4-20 x 2.25 Lg.	25
1	1	B	805978-1	STRIPPER MOUNT SPACER	24
1	1	A	805977-1	STRIPPER	23
2	2	A	3-21000-5	SCR., SOC. HD CAP #10-32 x .50 Lg.	22
1	1	B	471912	RAM	21
1	1	A	21009-4	SCR., SOC. SET 1/4-20 x 3.81 Lg.	20
4	4	A	21001-3	SCR., SOC. HD. CAP 1/4-20 x 1.62 Lg.	19
1	1	A	378080	FEED FINGER	18
1	1	A	374999	TENSION ADJ PLATE	17
5	5	A	1-21899-3	WASHER, FLAT #8 I.D.	16
5	5	A	2-21000-6	SCR., SOC. HD CAP #8-32 x .38 Lg.	15
2	2	A	2-22354-5	DRAG STUD 1/4-20 x 2.50 Lg.	14
2	2	A	21022-4	NUT, HEX S/L 1/4-20 UNC	13
2	2	A	23847-8	DIE SPRING .281 DIA x 1.00 Lg.	12
1	1	D	1-690021-3	1" AIR FEED ASS'Y	11
					10
1	1	B	801936-2	STOCK DRAG	9
2	2	A	1-21000-8	SCR., SOC. HD CAP #6-32 x .25 Lg.	8
1	1	B	816227-1	STRIP GUIDE PLATE	7
2	2	A	21018-7	NUT, HEX #10-32 UNF	6
2	2	A	372997	SCR. SOC. SET #10-32 x 1.25 Lg.	5
3	3	A	371178	WASHER, FLAT 3/8 I.D.	4
3	3	A	3-21015-1	SCR., HEX. HD. CAP 3/8-16 x 1.00 Lg.	3
1	1	C	817484-1	BASE PLATE	2
1	1	C	570238	BASE CASTING	1

QTY REQD PER ASSY	PARTS LIST	MATERIAL	HEAT TREAT	FINISH
DIMENSIONS IN INCHES, TOLERANCES UNLESS OTHERWISE SPECIFIED:				
2 PL DEC ±.01				
3 PL DEC ±.01				
4 PL DEC ±.01				
ANGLES ±.1				
SURF TEXTURE: #7				
REMOVE BURRS, BREAK SHARP EDGES .015R MAX				
SCALE 1:1		DWG NO 566322		SHEET 1 OF 1
CUSTOMER AND ASSEMBLY DRAWING				

REV	DESCRIPTION	DATE	BY	APP
K1	0150-0355-02	CE	3-02	
K	0150-0672-01	CE	6-01	
J	0150-0432-01	CE	4-01	
H	0150-6115-95	CE	5/95	
G1	0150-6045-95	CE	3/95	
G	ECN A-330791	W/CE	10-91	
F1	ECN A-316791	W/CE	6-91	
F	ECN A-272390	W/CE	10-90	
E	ECN A-230090	W/CE	11-90	
D	0150-0161-03	CE	2-03	
C				
B				
A				

THIS IS A CONTROLLED DOCUMENT

AMP INCORPORATED ALL RIGHTS RESERVED

LOC A DIST A