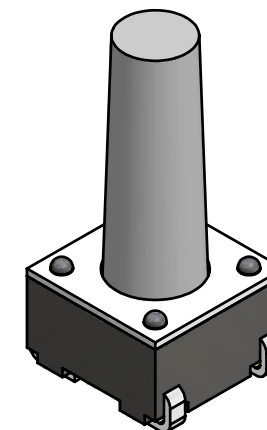
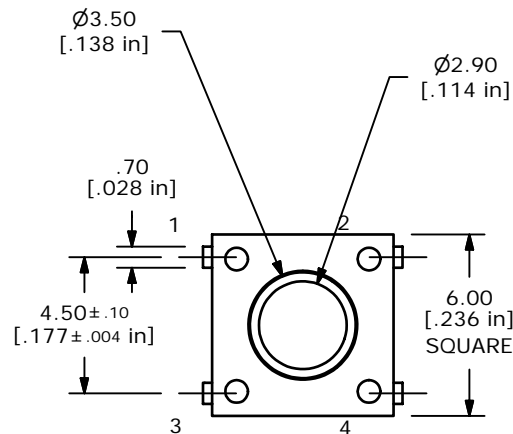
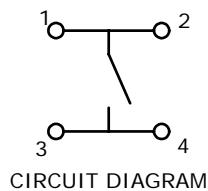


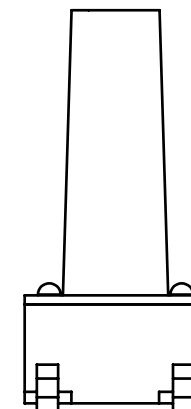
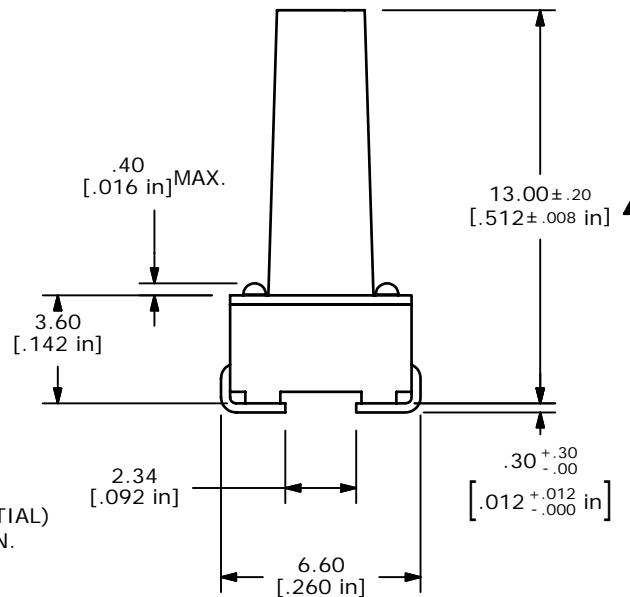
P.C.B. LAYOUT



ISOMETRIC



CIRCUIT DIAGRAM



- NOTES:
1. ALL DIMENSIONS IN MM
 2. GENERAL TOLERANCE: X.X=±0.4
X.XX=±0.25
 3. TERM. NOS. FOR REFERENCE ONLY.
 4. RATING: 12VDC, 50mA
 - ▲ 5. OPERATING FORCE: 100±30 gms
 6. TRAVEL: 0.25mm ±0.20\ -0.10mm
 7. CONTACT RESISTANCE: 100 MILLI OHMS MAX. (INITIAL)
 - ▲ 8. MECHANICAL/ELECTRICAL LIFE 100,000 CYCLES MIN.
 - ▲ 9. SILVER CONTACTS
 10. 2002/95/EC (ROHS) COMPLIANT
 11. PACKAGING: BULK (POLY BAG)
 12. ▲ DENOTES CRITICAL PARAMETER

E-SWITCH®

B	15434	ADDED PACKGING INFORMATION	10/21/05	PH
A	15415	RELEASED FOR PRODUCTION	10/19/05	PH
REV	PCR NO	DESCRIPTION	DATE	BY

TITLE TL3301DF100QJ				
SCALE	DATE	DR	DWG	REV
4:1	10/19/2005	PH	P310000	B

THE INFORMATION CONTAINED IN THIS DOCUMENT IS PROPRIETARY TO E-SWITCH AND IS NOT TO BE COPIED OR TRANSFERRED