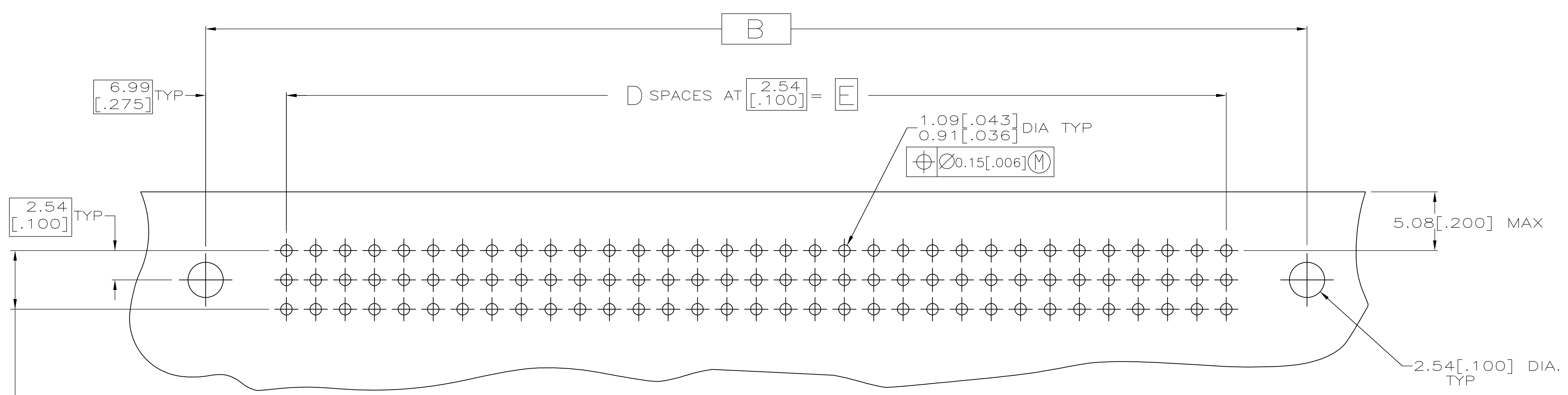
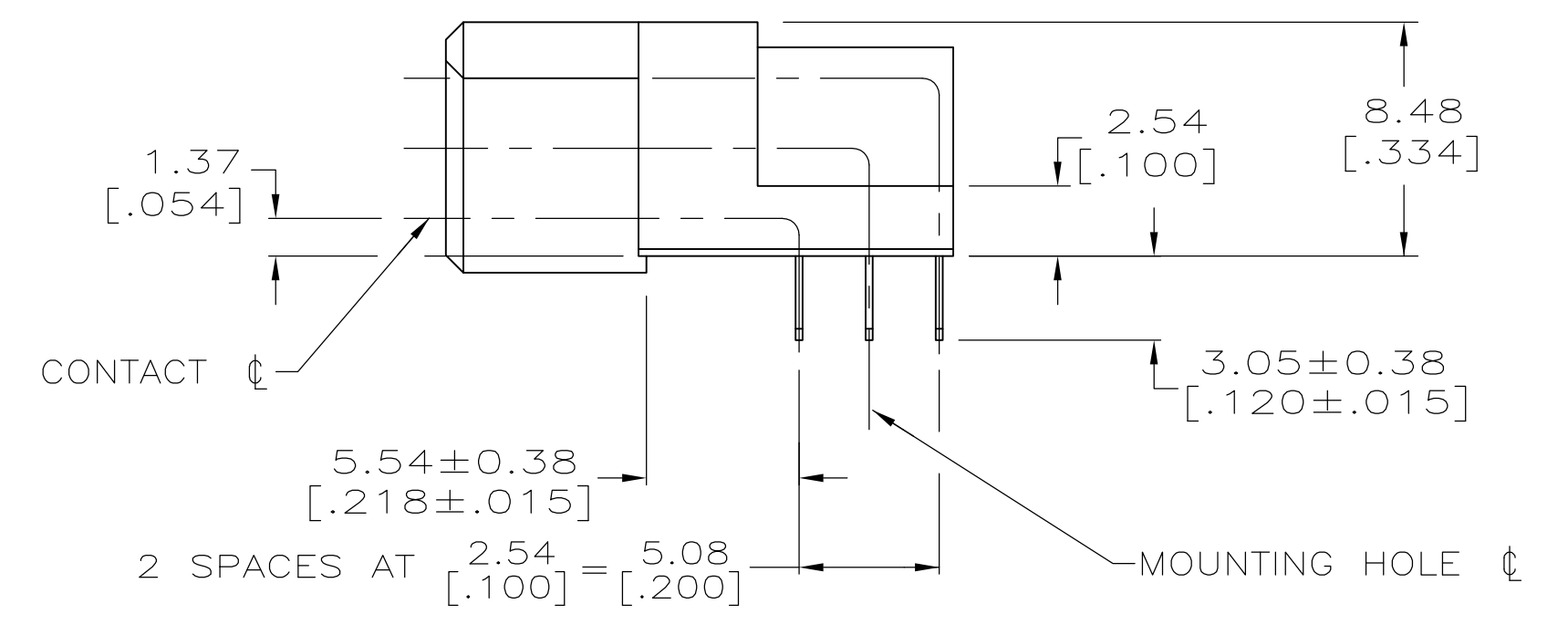
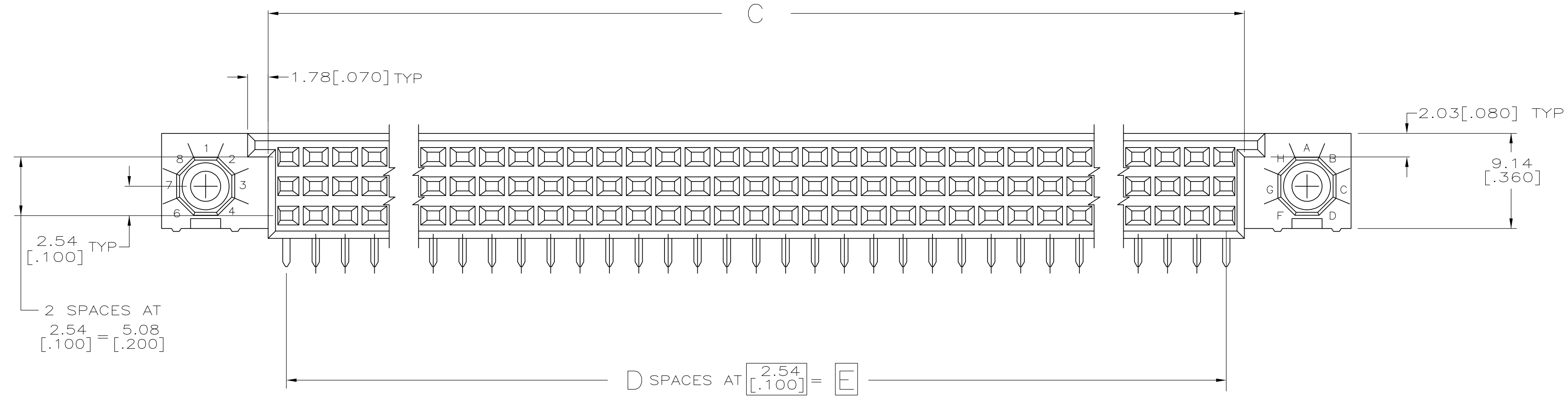
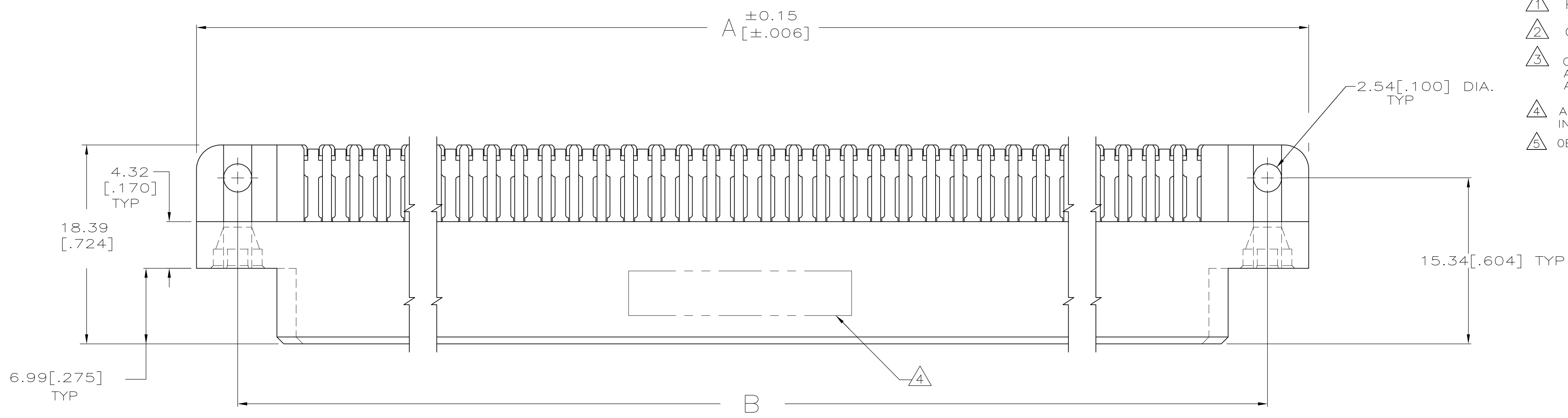


LOC		DIST		REVISIONS			
AD	00	REV	DATE	BY	CHK	APPV	
		0	11FEB05	JDP	AMS		
		01	19JAN10	KK	HMR		

- ① HOUSING MATERIAL: THERMOPLASTIC.
- ② CONTACT MATERIAL: COPPER ALLOY.
- ③ CONTACT FINISH: 0.00127-0.00254[.000050-.000100] NICKEL UNDERPLATE ALL OVER WITH 0.00076[.000030] GOLD IN CONTACT AREA AND 0.00254-0.00508[.000100-.000200] TIN PLATED POSTS
- ④ AMP, PART NUMBER AND DATE CODE IN THIS APPROXIMATE AREA.
- ⑤ OBSOLETE PARTS: OBSOLETE CIS STREAMLINING PER D.RENAUD/D.SINISI



	149.86 [5.900]	59	153.01 [6.024]	163.83 [6.450]	171.45 [6.750]	180	5534026-9
⑤ OBSOLETE	137.16 [5.400]	54	140.31 [5.524]	151.13 [5.950]	158.75 [6.250]	165	5534026-8
	99.06 [3.900]	39	102.21 [4.024]	113.03 [4.450]	120.65 [4.750]	120	5534026-3
	78.74 [3.100]	31	81.89 [3.224]	92.71 [3.650]	100.33 [3.950]	96	5534026-2
	E	D	C	B	A	NO OF POSN	PART NUMBER

THIS DRAWING IS A CONTROLLED DOCUMENT.

DIMENSIONS: mm [INCHES]

TOLERANCES UNLESS OTHERWISE SPECIFIED:

0. PLC	±	-
1. PLC	±	-
2. PLC	±	0.13[.005]
3. PLC	±	-
4. PLC	±	-
ANGLES	±	-

MATERIAL: ① ② FINISH: ③

WEIGHT: 114-9008 A1 00779 C=5534026

CUSTOMER DRAWING

Scale: 4:1

Sheet: 1 of 1

Rev: 01

THIS DRAWING IS UNPUBLISHED. RELEASED FOR PUBLICATION.

Copyright © Tyco Electronics Corporation. All rights reserved.

ASSEMBLY: RECTANGLE, RIGHT ANGLE, INTEGRAL, TBC, LEAD-FREE, 3 ROWS, WITHOUT GUIDES, 3.05[.120] SOLDER POSTS

Product Spec: 108-1098

Application Spec: -

Size: -

Code: -

Drawing No: -

Scale: 4:1

Sheet: 1 of 1

Rev: 01

RECOMMENDED P.C. BOARD LAYOUT