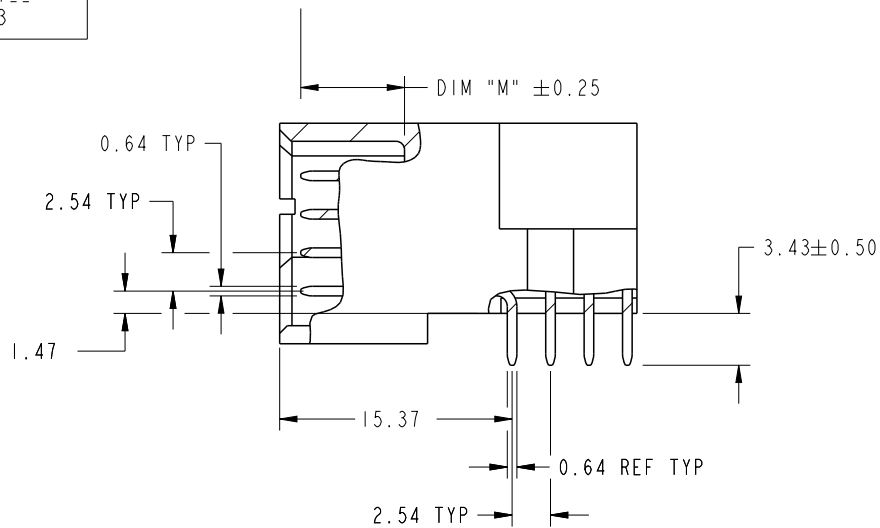


CODE	DIM "M" MATING LENGTH	CONTACT TYPE
U	[6.86]	SIGNAL
T	[6.86]	SIGNAL
S	[6.86]	SIGNAL
R	[6.86]	SIGNAL
H	[5.59]	SIGNAL
G	[5.59]	SIGNAL
F	[5.59]	SIGNAL
PA	[N/A]	POWER
X	OMITTED	OMITTED

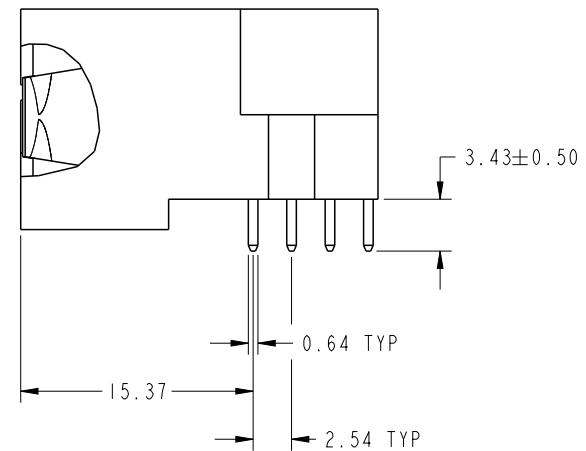
spec ref	*	dr	Ruan MT	2012/10/11	projection 	MM ←→	size	A4	scale	1:1
tolerance std	TOLERANCES UNLESS OTHERWISE SPECIFIED	eng	Sky Chen	2012/11/08			ecn no	-		
SEE NOTE		chr	-	-			rel level	Released		
surface	linear	0.X	±0.5	 title 3ACP + 20S + IP RIGHT ANGLE STB HEADER www.fci.com	product family PwrBlade rev A dwg no 51939-711	sheet 1 of 4				
		0.XX	±0.25							
	angular	0°	±2°							

PRODUCT NUMBER

51939-711--
NOTE: 3



BROKEN-OUT SECTION A-A
SCALE 2:1



SECTION B-B
SCALE 2:1

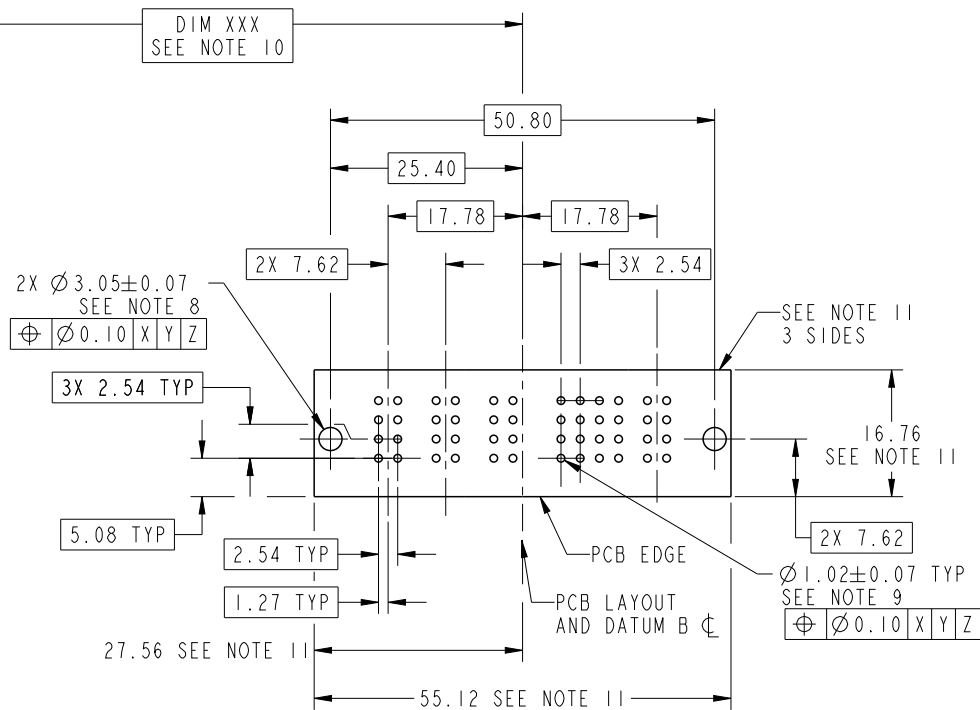


Copyright FCI.

dr	Ruan MT	2012/10/11	projection 	MM ←→	size	A4	scale	1:1	
eng	Sky Chen	2012/11/08			ecn no	-			
chr	-	-							
appr	Pei-Ming Zheng	2012/11/08	product family	PwrBlade	rel level	Released			
	title	3ACP + 20S + IP RIGHT ANGLE STB HEADER			dwg no	51939-711		rev	A
www.fci.com	cat. no.	-	Product - Customer Drw			sheet 2 of 4			

PRODUCT NUMBER

51939-711__
NOTE: 3



RECOMMENDED PCB LAYOUT

dr	Ruan MT	2012/10/11	projection 	MM 	size	A4	scale	1:1	
eng	Sky Chen	2012/11/08			ecn no	-			
chr	-	-			rel level	Released			
appr	Pei-Ming Zheng	2012/11/08	product family	PwrBlade					
		title	3ACP + 20S + IP RIGHT ANGLE STB HEADER		dwg no	51939-711		rev	A
www.fci.com		cat. no.	-		Product - Customer Drw			sheet 3 of 4	

PRODUCT NUMBER

51939-711--
NOTE: 3

NOTES:

1. DIMENSIONS AND TOLERANCES ARE IN ACCORDANCE WITH ASME Y14.5M, 1994 UNLESS OTHERWISE SPECIFIED.

CONNECTOR NOTES:

- 2. HOUSING MATERIAL: UL 94 V-0 GLASS FILLED HIGH-TEMP THERMOPLASTIC
POWER CONTACT MATERIAL: COPPER ALLOY
SIGNAL PIN MATERIAL: COPPER ALLOY
- 3. SEE ITEM 1 & 2 IN PRINT 10064183 FOR PLATING SPEC OF 51939-711 AND 51939-711LF RESPECTIVELY.
- 4. MANUFACTURER'S NAME, DATE CODE AND OPTIONAL P/N TO APPEAR ON THIS SURFACE. THE P/N CAN BE OMITTED IF THERE IS NOT ENOUGH SPACE ON THIS SURFACE.
- 5. PRODUCT SPECIFICATION GS-12-149.
APPLICATION SPECIFICATION BUS-20-067.
- 6. PACKAGED IN TRAYS.

PCB NOTES:

- 7. ALL HOLE DIAMETERS ARE FINISHED HOLE SIZE.
- 8. MOUNTING HOLES, WHERE APPLICABLE, ARE UNPLATED.
- 9. $\varnothing 1.151 \pm 0.025$ DRILLED HOLES PLATED WITH
0.008 MIN SnPb OR Sn OVER 0.03
TO 0.08 Cu PLATING TO ACHIEVE
 $\varnothing 1.02 \pm 0.07$ HOLE.
- 10. "DIM XXX" TO BE DETERMINED BY THE CUSTOMER.
- 11. CONNECTOR KEEP-OUT ZONE.

dr	Ruan MT	2012/10/11	projection 	MM 	size	A4	scale	1:1	
eng	Sky Chen	2012/11/08			ecn no	-			
chr	-	-							
appr	Pei-Ming Zheng	2012/11/08	product family	PwrBlade	rel level	Released			
	title	3ACP + 20S + IP RIGHT ANGLE STB HEADER			dwg no	51939-711		rev	A
www.fci.com	cat. no.	-	Product - Customer Drw			sheet 4 of 4			



Copyright FCI.