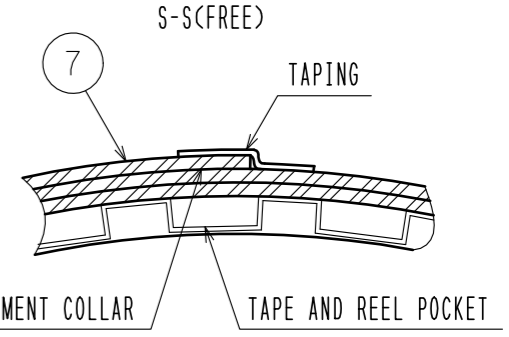
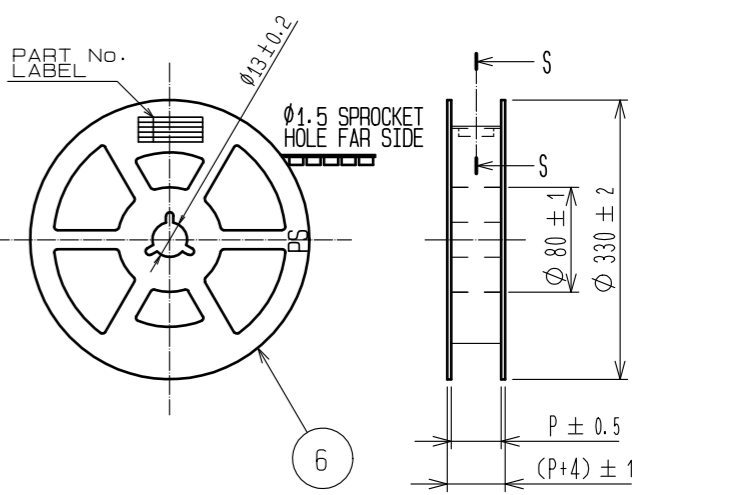
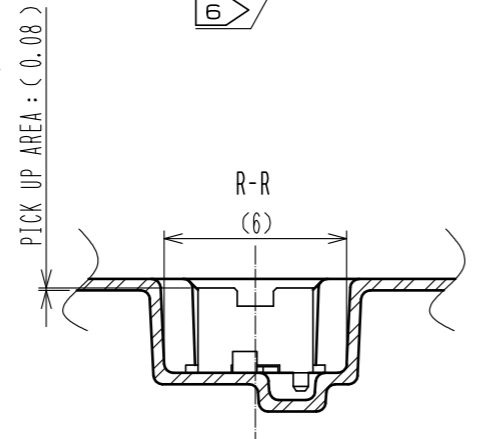


STYLE AND DIMENSION OF REEL (FREE)



DIRECTION OF UNREELING



CODE No.	CONTACT	J	K	L	M	N	P
CL537-0028-7-86	20	16	-	7.5	12.0	0.38	17.5
CL537-0030-9-86	30	24	-	11.5	12.0	0.38	25.5
CL537-0031-1-86	36	24	-	11.5	8.0	0.30	25.5
CL537-0032-4-86	40	24	-	11.5	12.0	0.38	25.5
CL537-0034-0-86	50	24	-	11.5	8.0	0.30	25.5
CL537-0036-5-86	60	32	28.4	14.2	12.0	0.30	33.5

SUPPLIER  
 QUANTITY  
 PART No.  
 CODE No.  
 DATE OF MANUFACTURED

DETAIL OF PART No. LABEL

生産月日	年 月 日
図番	CL537-****-*
品名	DF12(3.5)-*DP-0.5V(86)
納入数量	1000K0
納入者	ヒロセ電機(株)

- NOTES 4 : 1 REEL 1000 CONNECTORS.  
 5 : AT THE BEGINNING OF THE REEL, 30 COMPONENTS SHALL BE EMPTY.  
 AT THE END OF THE REEL, 20 COMPONENTS SHALL BE EMPTY.  
 6 : WHEN THE TAPE WIDTH IS 32 mm, SPROCKET HOLES SHALL BE SET ON BOTH SIDES OF REEL AS SHOWN ON THIS DRAWING.  
 7 : PEEL FORCE REFERS TO JIS C 0806(IEC 60286-3).  
 8 : THE REEL IS PACKED WITH A POLYETHYLENE MATERIAL, TOGETHER WITH A DRYING AGENT.  
 9 : AFTER PACKING, ROLL 2 METERS OF THE REINFORCEMENT COLLAR TO OUTER CIRCUMFERENCE OF TAPE AND REEL POCKET, AND TAPE DOWN AT THE END THE COLLAR.

<b>HRS</b>	DRAWING NO.	EDC3-163509-77
	PART NO.	DF12(3.5)-*DP-0.5V(86)
	CODE NO.	CL537
		2/2