

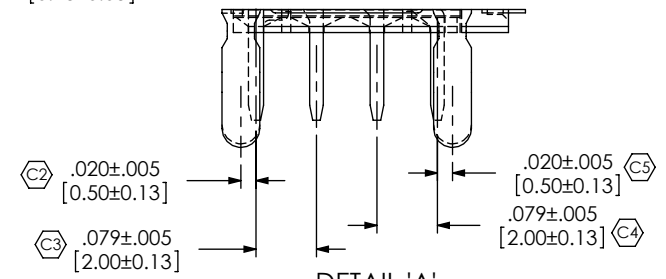
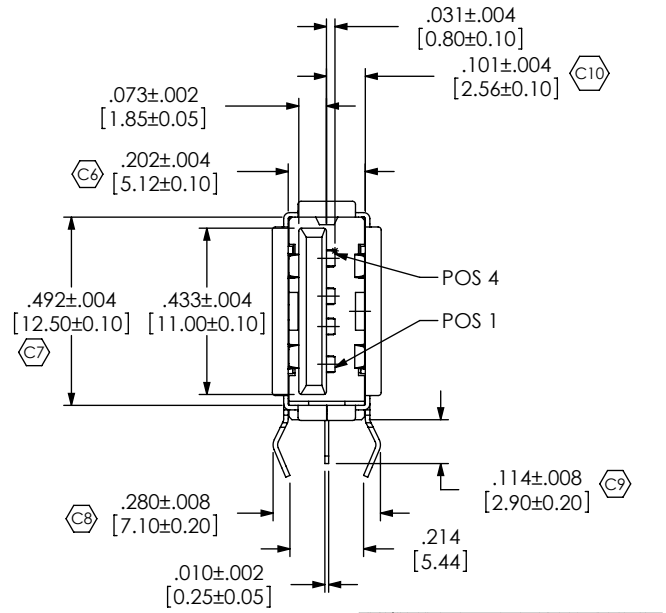
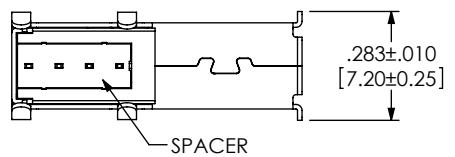
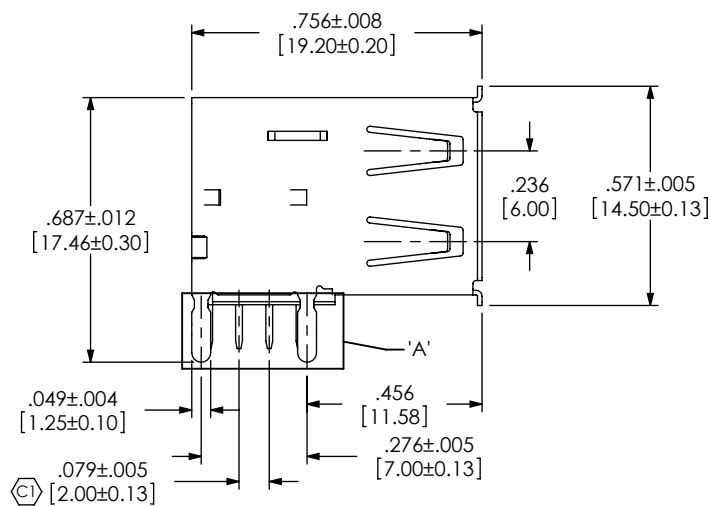
DO NOT SCALE FROM THIS PRINT

NOTES:

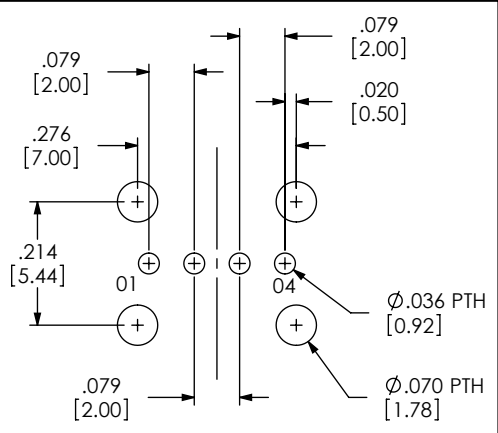
1. Ⓢ REPRESENTS A CRITICAL DIMENSION.
2. VERIFY -S PLATING, VISUALLY CHECK -F ONLY.
3. ALL PARTS RoHS COMPLIANT WITH OR WITHOUT -RC.

USB-A-S-X-X-VU-XX

TYPE -A  
 CONFIGURATION -S: SINGLE  
 EI OPTION -RC: RoHS COMPLIANT - LEAD FREE WITH HIGH TEMP INSULATOR  
 RA TERMINATION -VU: VERTICAL UPRIGHT  
 COLOR -B: BLACK -W: WHITE  
 PLATING -F: 1 μ" SELECTIVE GOLD IN CONTACT AREA, MATTE TIN ON TAIL (SEE NOTE 3 FOR -RC OPTION)  
 -S: 30 μ" SELECTIVE GOLD IN CONTACT AREA, MATTE TIN ON TAIL (SEE NOTE 3 FOR -RC OPTION)



DETAIL 'A'  
SCALE 4 : 1



RECOMMENDED PCB LAYOUT

UNLESS OTHERWISE SPECIFIED, DIMENSIONS ARE IN INCHES. TOLERANCES ARE:  
 DECIMALS ANGLES  
 .X: ±.01 [.3] 2°  
 .XX: ±.005 [.13]  
 .XXX: ±.004 [.10]

PROPRIETARY NOTE  
 THIS DOCUMENT CONTAINS INFORMATION CONFIDENTIAL AND PROPRIETARY TO SAMTEC, INC. AND SHALL NOT BE REPRODUCED OR TRANSFERRED TO OTHER DOCUMENTS OR DISCLOSED TO OTHERS OR USED FOR ANY PURPOSE OTHER THAN THAT WHICH IT WAS OBTAINED WITHOUT THE EXPRESSED WRITTEN CONSENT OF SAMTEC, INC.

**samtec**  
 520 PARK EAST BLVD, NEW ALBANY, IN 47150  
 PHONE: 812-944-6733 FAX: 812-948-5047  
 e-Mail: info@SAMTEC.com code: 5332

MATERIAL: DO NOT SCALE DRAWING SHEET SCALE: 2:1  
 INSULATOR: NYLON 9T, UL 94V-0  
 CONTACT OR TERMINAL: PHOS BRONZE  
 BACK SHIELD: NICKEL PLATED PHOS BRONZE  
 FRONT SHIELD: TIN PLATED PHOS BRONZE  
 MAX FLASH ALLOWED: .051  
 MAX GATE VESTIGE: .051  
 PLOMGMSC\MKTG\USB-A-S-X-X-VU-XX-MKT.3LDDRW

DESCRIPTION: USB A, SINGLE, VERTICAL UPRIGHT THROUGH HOLE  
 DWG. NO. USB-A-S-X-X-VU-XX  
 BY: LENNY K 10/19/06 SHEET 1 OF 1