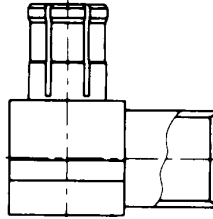
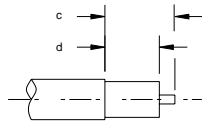


RIGHT ANGLE PLUGS FOR SEMI-RIGID CABLE



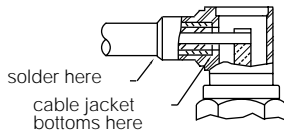
Amphenol Number	Connector Type	Cable RG/U	Dim c	Dim d
919-102P-51AX	MCX Angle Plug	.086 Semi Rigid	.157	.051
919-103P-51AX	MCX Angle Plug	.141 Semi Rigid	.157	.051

Step 1



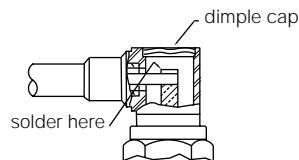
Step 1 Clean cable end for .625"(16mm) min. length. Trim cable jacket and dielectric to dimension shown. Do not nick center conductor. Remove burrs from cable jacket and center conductor.

Step 2



Step 2 Assemble cable into connector body. Bottom cable in connector body as shown. Solder cable to connector body as shown.

Step 3



Step 3 Solder center conductor to contact as shown. Remove excess solder. Assemble cap and solder or lightly punch center of cap for retention in body.