

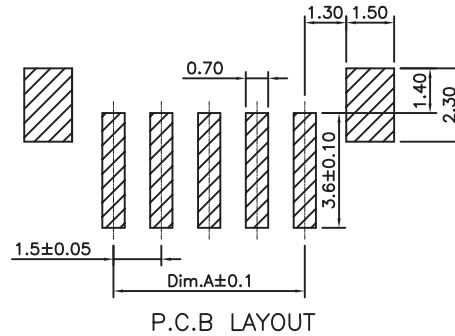
1

2

3

4

5



TECHNICAL CHARACTERISTICS

MATERIAL  
 INSULATOR: NYLON 6T  
 FLAMMABILITY RATING: UL94-V0  
 COLOR: IVORY  
 CONTACT MATERIAL: COPPER ALLOYS  
 CONTACT TYPE: STAMPED  
 CONTACT PLATING: TIN  
 QUALITY CLASS: 25 MATING CYCLES  
 PITCH: 1.50 MM

ENVIRONMENTAL  
 OPERATING TEMPERATURE: -25 UP TO 85°C  
 COMPLIANCE: LEAD FREE AND ROHS

ELECTRICAL  
 CURRENT RATING: 1 A MAX  
 WORKING VOLTAGE: 50 VAC  
 INSULATOR RESISTANCE: >500 MOHM  
 DIELECTRIC WITHSTANDING VOLTAGE: 500 VAC/MN  
 CONTACT RESISTANCE: 20 MOHM MAX

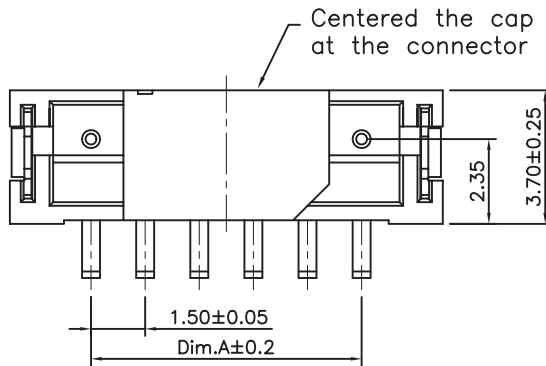
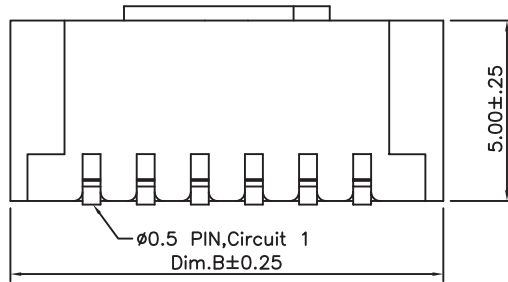
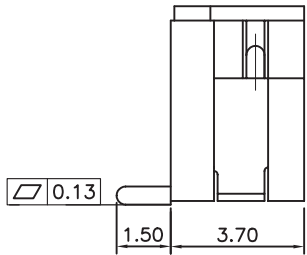
STANDARD  
 CERTIFIED: E323964

SOLDERING  
 JEDEC LEAD FREE REFLOW SOLDERING PROCESS

PACKAGING  
 TAPE & REEL WITH CAP

DIMENSION

NB PIN	A	B	NB PIN	A	B
2	1.50	6.00	8	10.50	15.00
3	3.00	7.50	9	12.00	16.50
4	4.50	9.00	10	13.50	18.00
5	6.00	10.50	11	15.00	19.50
6	7.50	12.00	12	16.50	21.00
7	9.00	13.50	13	18.00	22.50



RoHS Compliant

PROJECTION:



GENERAL TOLERANCE

.X = +/- 0.2  
 .XX = +/- 0.15



APPROVAL: BBu

UNIT: MM

DESCRIPTION: 1.50 MM SMT MALE VERTICAL SHROUDED HEADER

SIZE

28-FEB-17

TPK

AK

SCALE:

WERI PART NO: 679 3xx 124 022

A4

01-SEP-16

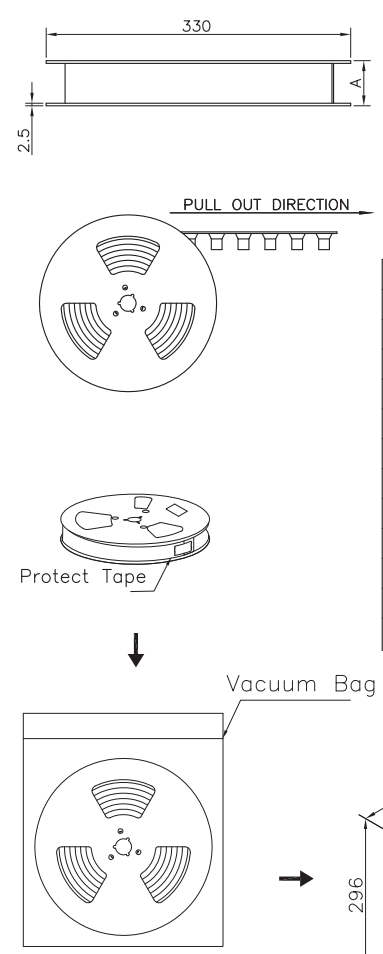
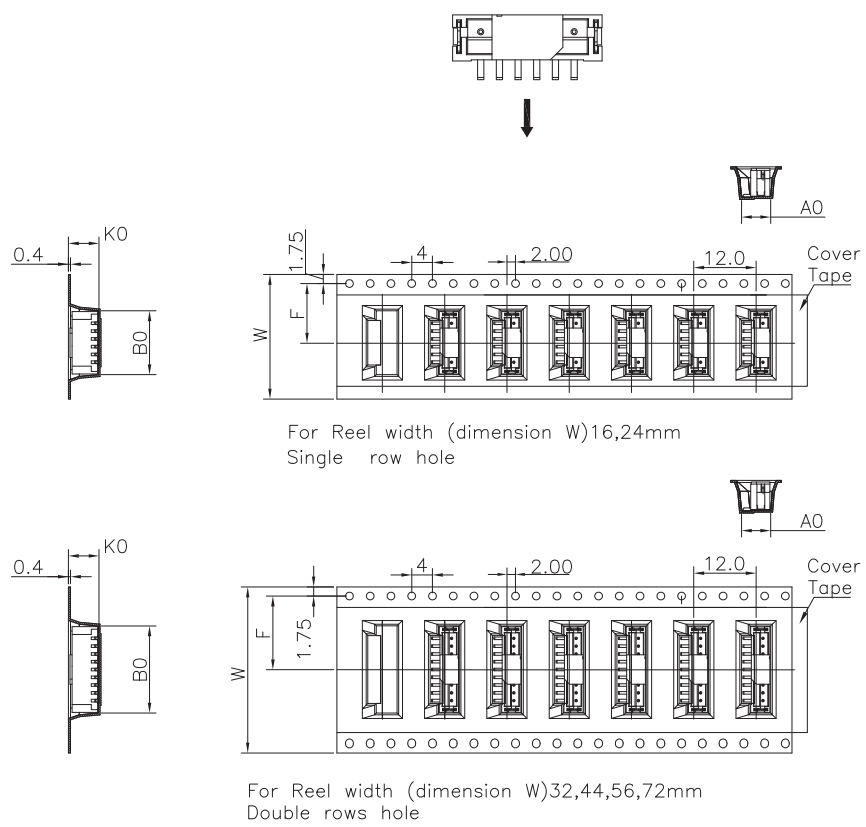
CERTIFIED

AK

SHEET: 1/3

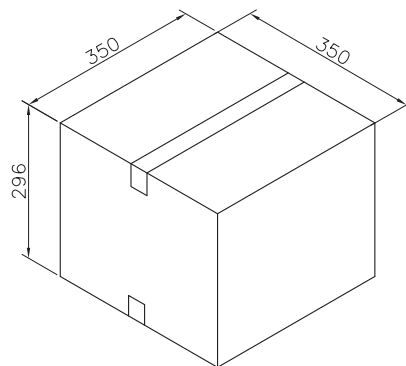
DRAW: DXS

REV DATE FILE BY



Note:  
 1.All dimensions meet EIA-481-3 requirements.  
 2.Material : White Conductive Polystyrene Alloy  
 100% recyclable.  
 3.Thickness : 0.4±0.05mm  
 4.Component load per 13" reel :800 pcs.  
 5.Carton Size:350\*350\*296(MM)

Pin No	W	F	A0	B0	K0	PCS/R	R/CTN	Q'TY
02	16	7.5	5.65	6.3	5.9	800	12	9600
03	16	7.5	5.65	7.8	5.9	800	12	9600
04	24	11.5	5.65	9.3	5.9	800	9	7200
05	24	11.5	5.65	10.8	5.9	800	9	7200
06	24	11.5	5.65	12.3	5.9	800	9	7200
07	24	11.5	5.65	13.8	5.9	800	9	7200
08	24	11.5	5.65	15.3	5.9	800	9	7200
09	32	14.2	5.65	16.8	5.9	800	7	5600
10	32	14.2	5.65	18.3	5.9	800	7	5600
11	32	14.2	5.65	19.8	5.9	800	7	5600
12	44	20.2	5.65	21.3	5.9	800	5	4000
13	44	20.2	5.65	22.8	5.9	800	5	4000



RoHS Compliant				PROJECTION: 	GENERAL TOLERANCE .X = +/- 0.2 .XX = +/- 0.15	
G						
F				APPROVAL: BBu	UNIT: MM	DESCRIPTION: 1.50 MM SMT MALE VERTICAL SHROUDED HEADER
E					SCALE:	
D					SHEET: 2/3	WERI PART NO: 679 3xx 124 022
C					DRAW: OZR	
B						SIZE <b>A4</b>
A						
REV	DATE	FILE	BY			

1

2

3

4

5

## Cautions and Warnings:

This electronic component is designed and developed with the intention for use in general electronics equipments.

Before incorporating the components into any equipments in the field such as aerospace, aviation, nuclear control, submarine, transportation, (automotive control, train control, ship control), transportation signal, disaster prevention, medical, public information network etc. where higher safety and reliability are especially required or if there is possibility of direct damage or injury to human body, Würth Elektronik must be asked for a written approval.

In addition, even electronic component in general electronic equipments, when used in electrical circuits that require high safety, reliability functions or performance, the sufficient reliability evaluation-check for the safety must be performed before by the user before usage.

A

B

C

RoHS Compliant

G				PROJECTION: 	GENERAL TOLERANCE .X = +/- 0.2 .XX = +/- 0.15		
F							
E							
D							
C				APPROVAL: JC	UNIT: MM	DESCRIPTION: DISCLAIMER	SIZE <b>A4</b>
B					SCALE:		
A	10-SEP-14	PDF	QL		SHEET: 3/3	WERI PART NO: DISCLAIMER	
REV	DATE	FILE	BY		DRAW: QL		

D