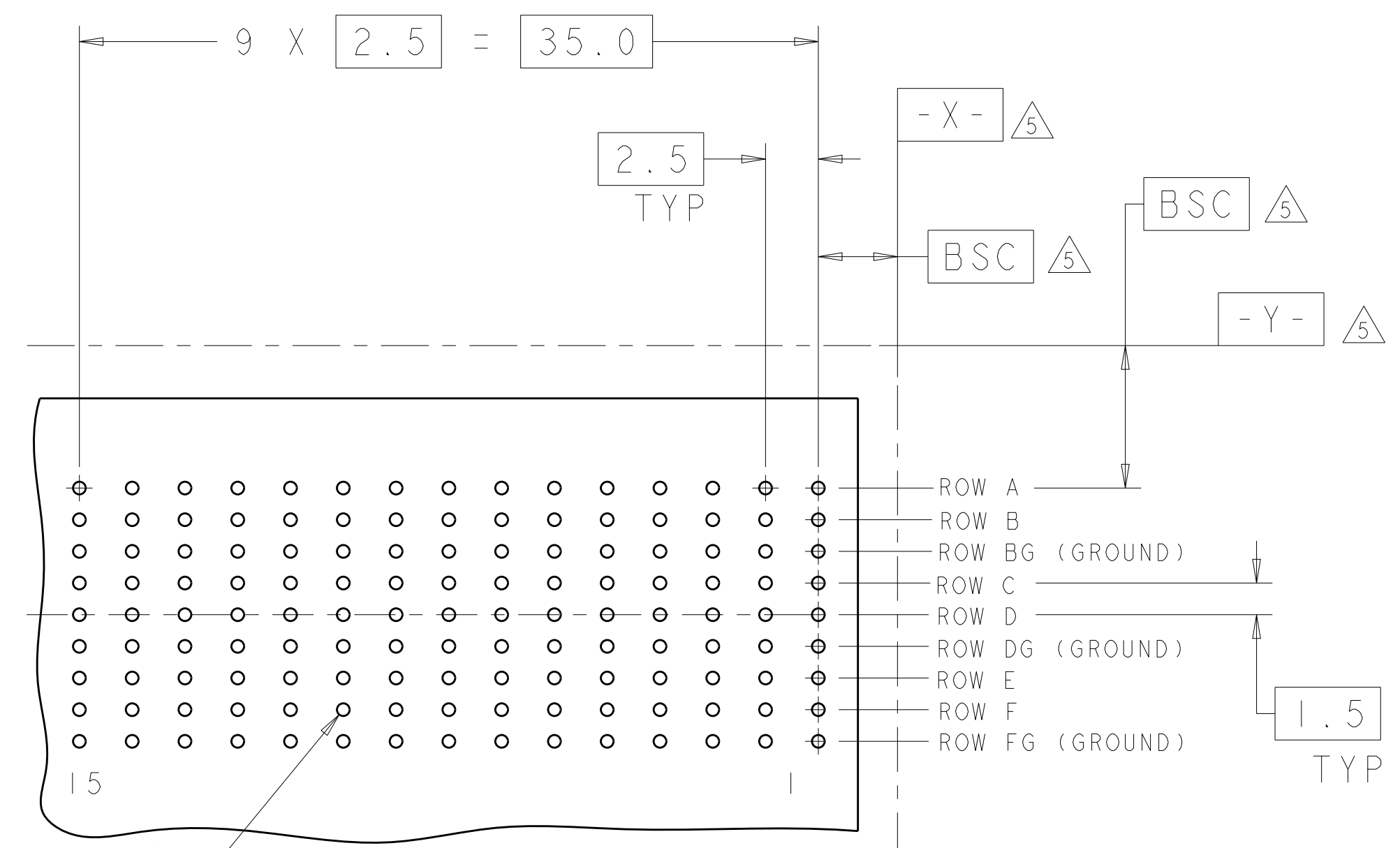
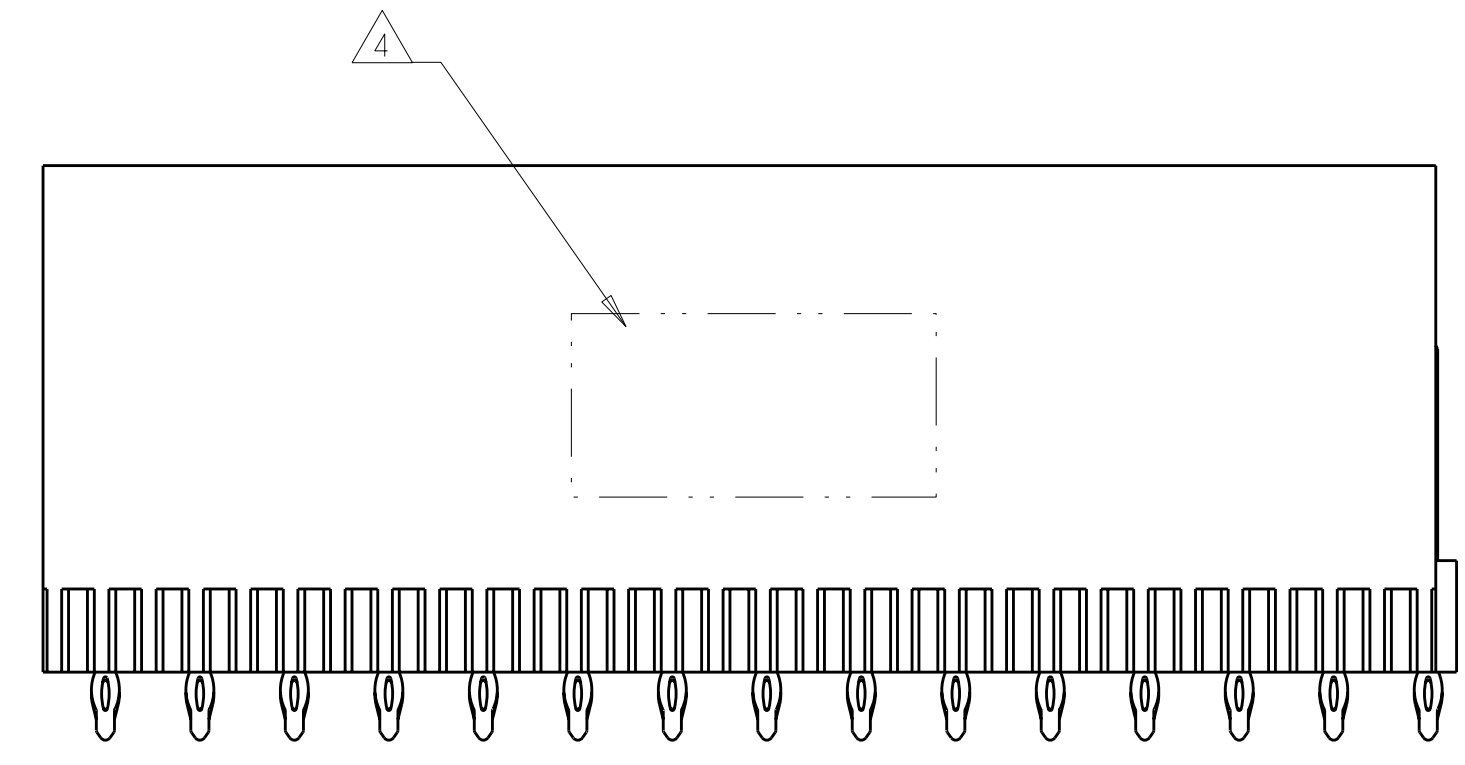
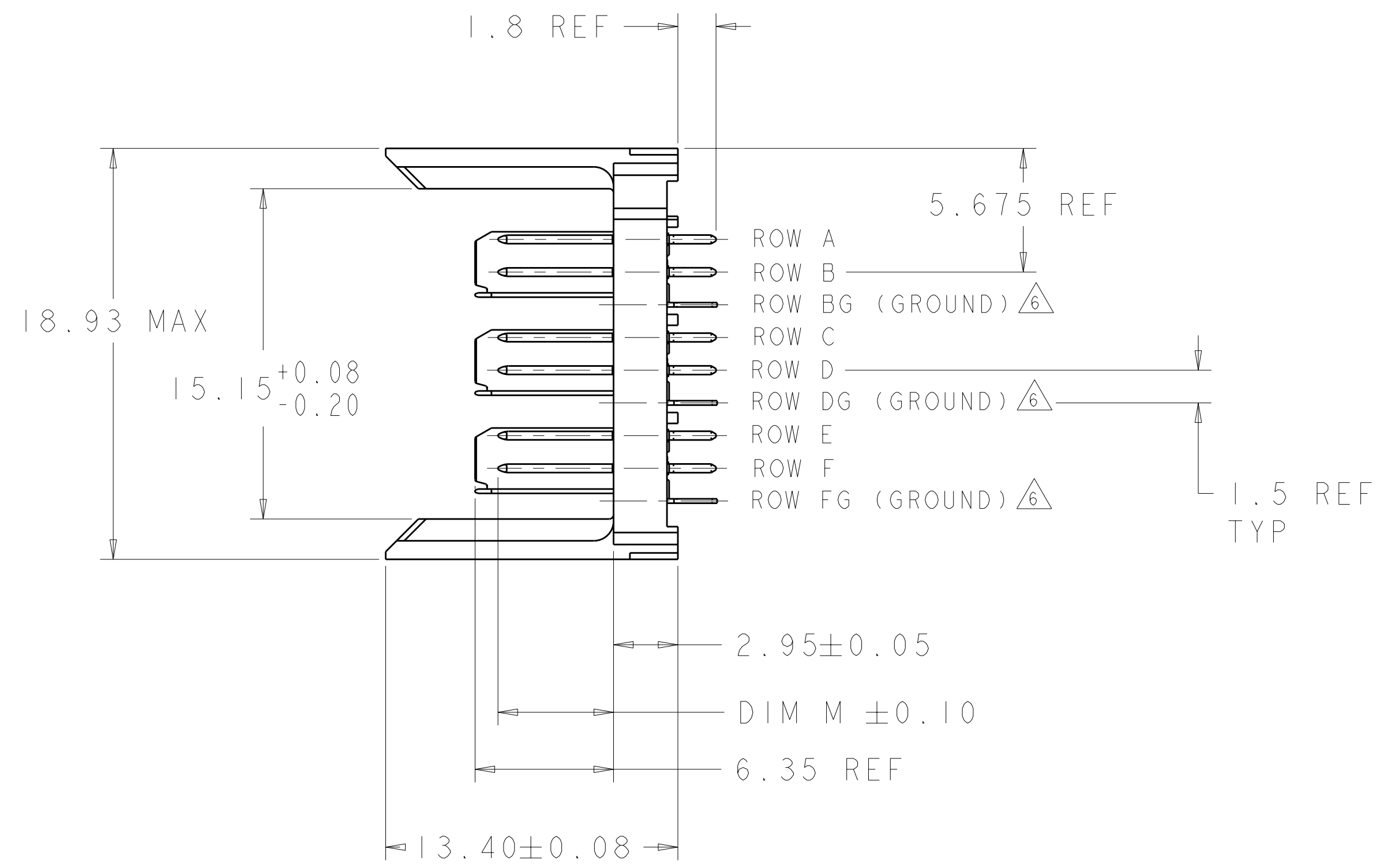
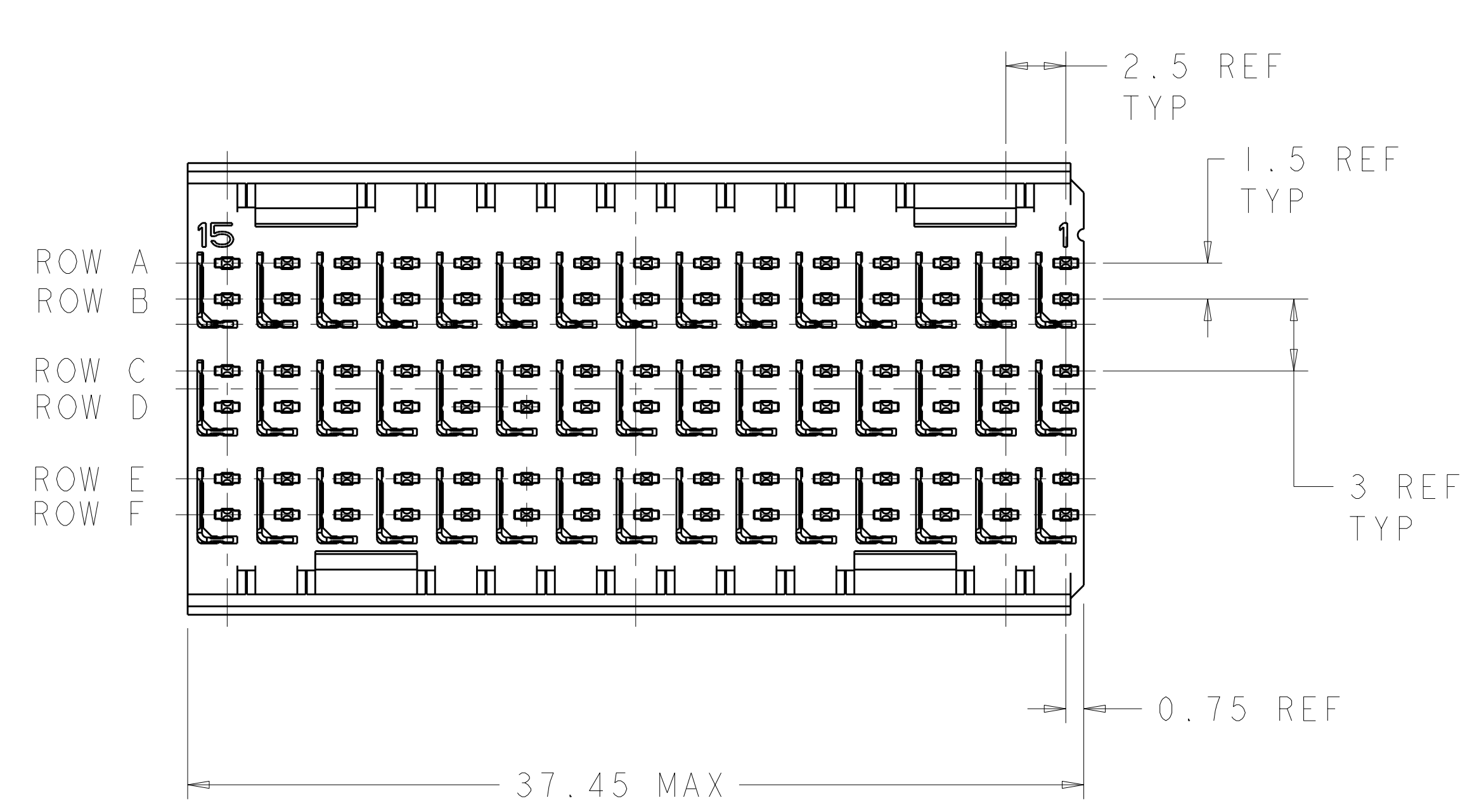


LOC		DIST		REVISIONS			
AD	00	P	LTR	DESCRIPTION	DATE	DWN	APVD
		C		REVISED PER ECO-12-000118	17JAN2012	KH	DD



⊕ | Ø0.05 | X | Y
 ALL PLATED THRU HOLES

RECOMMENDED PC BOARD LAYOUT, BACKPLANE, COMPONENT SIDE SHOWN
 SCALE 4:1

- ① REFERENCE APPLICATION SPEC 114-13059 FOR RECOMMENDED PLATED THROUGH HOLE DIAMETER AND PLATING THICKNESSES.
- ② MATERIAL:
 CONTACT AND SHIELD - PHOSPHOR BRONZE
 HOUSING - GLASS FILLED POLYESTER, UL 94V-0.
- ③ FINISH: SIGNAL AND GROUND CONTACTS:
 MATING AREA: MEETS THE PERFORMANCE REQUIREMENTS OF PRODUCT SPECIFICATION 108-2055; BASED ON TELCORDIA GR-1217-CORE, APPLICATIONS IN UNCONTROLLED ENVIRONMENTS
 COMPLIANT PIN AREA: 0.5 μm MIN MATTE TIN OVER BASE PLATING
- ④ CONNECTOR MARKED WITH PART NUMBER AND DATE CODE.
- ⑤ DATUMS AND BASIC DIMENSIONS ESTABLISHED BY CUSTOMER.
- ⑥ THE THREE GROUNDS IN EACH COLUMN ARE COMMONED.
- 7. CONTACT AREA LUBRICATED WITH BELLCORE APPROVED LUBRICANT. TECHNICAL REFERENCE: GR-1217-CORE, ISSUE 1, NOVEMBER 1995.

5.30	6469154-1
DIM M	PART NUMBER

THIS DRAWING IS A CONTROLLED DOCUMENT.		DWN B. CARBO 12DEC2006	TE Connectivity	
DIMENSIONS: mm		CHK R. PATTERSON 12DEC2006	NAME HEADER ASSEMBLY, 3 PAIR, 1.8mm TAIL, 37.5mm, HMZd	
TOLERANCES UNLESS OTHERWISE SPECIFIED: 9 PLC ± 5 PLC ± 4 PLC ± ANGLES ±		APVD R. PATTERSON 12DEC2006	PRODUCT SPEC	
MATERIAL		APPLICATION SPEC	SIZE CAGE CODE DRAWING NO A100779C-6469154	
FINISH		WEIGHT	RESTRICTED TO	
CUSTOMER DRAWING		SCALE 5:1	SHEET 1 OF 1 REV C	