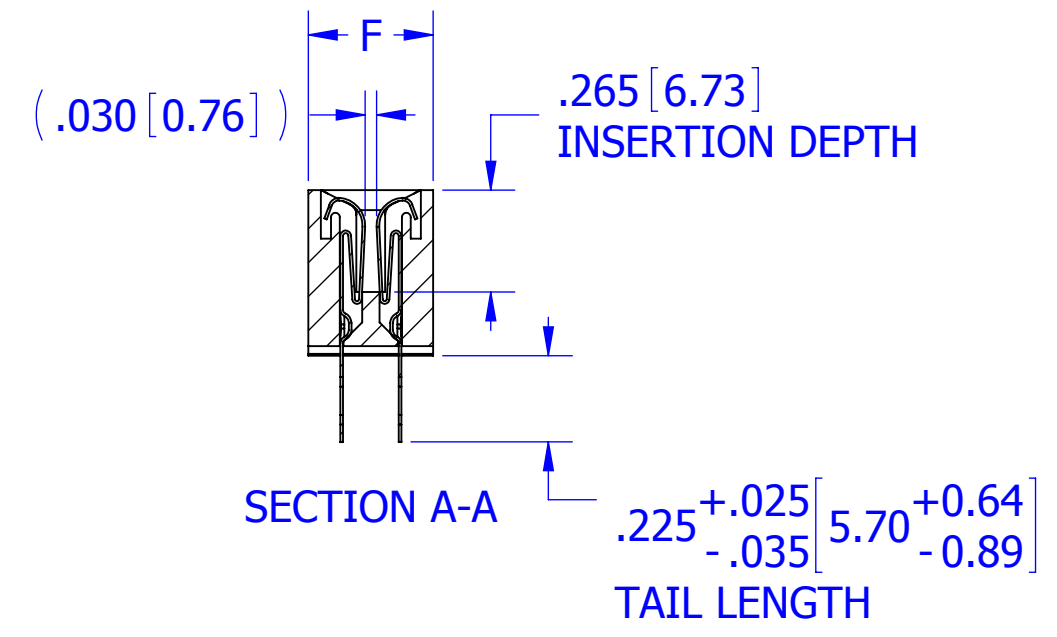
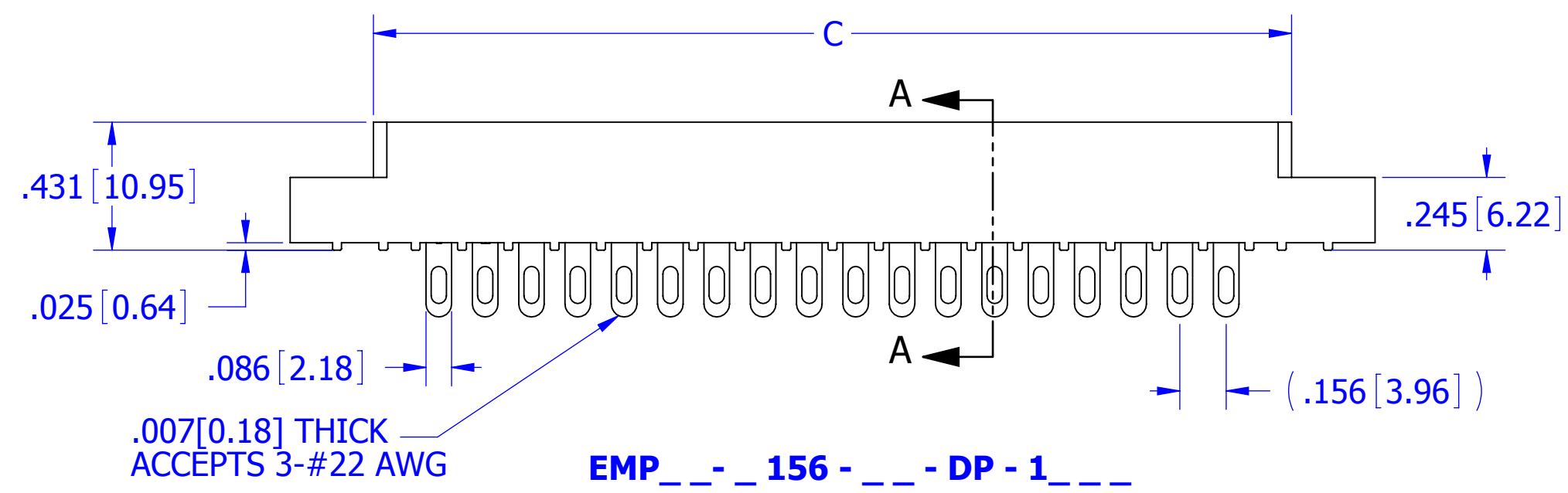
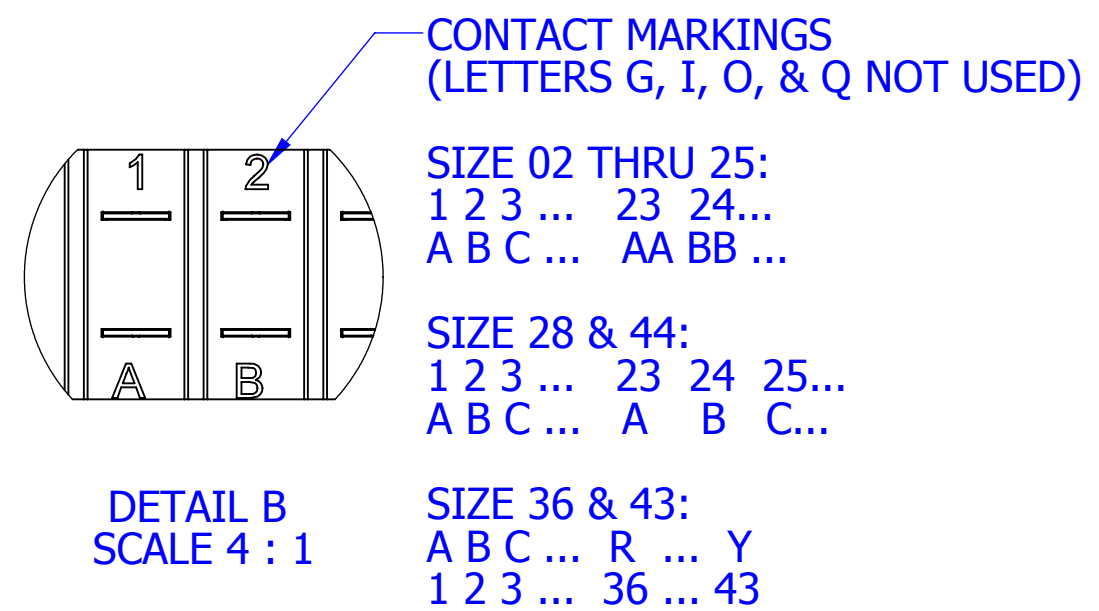
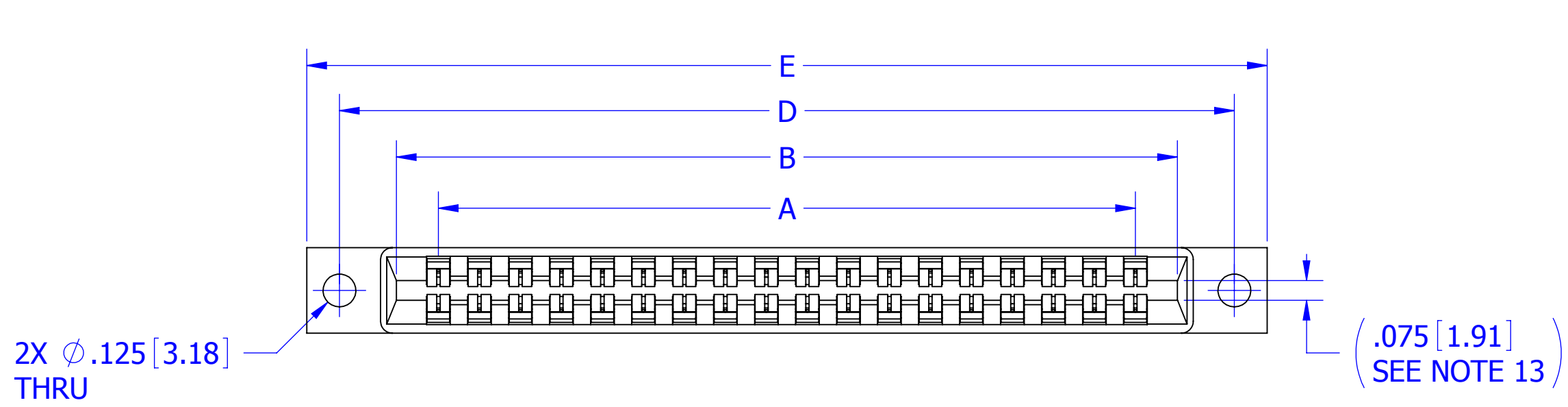


REVISIONS				
REV.	ECO. NO	DESCRIPTION	DATE	BY
F	3759	ADD EMPP (SPINODAL) OPTION	10/16/2017	JH/JT



EMP _ _ _ 156 - _ _ - DP - 1 _ _ _

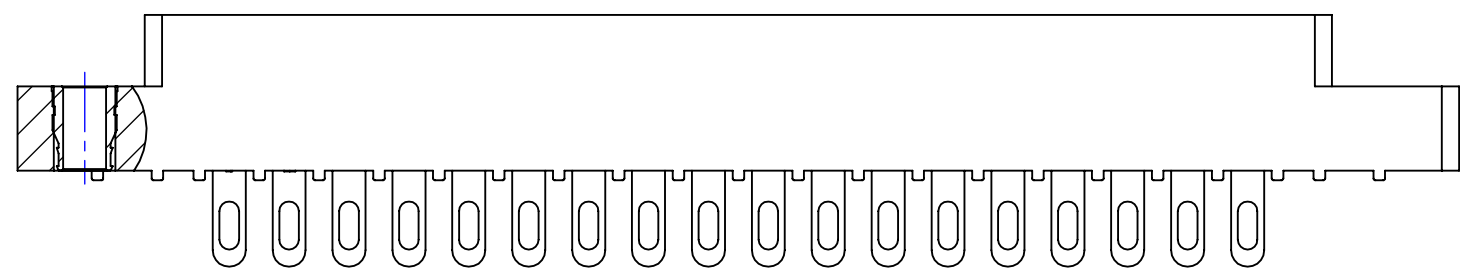
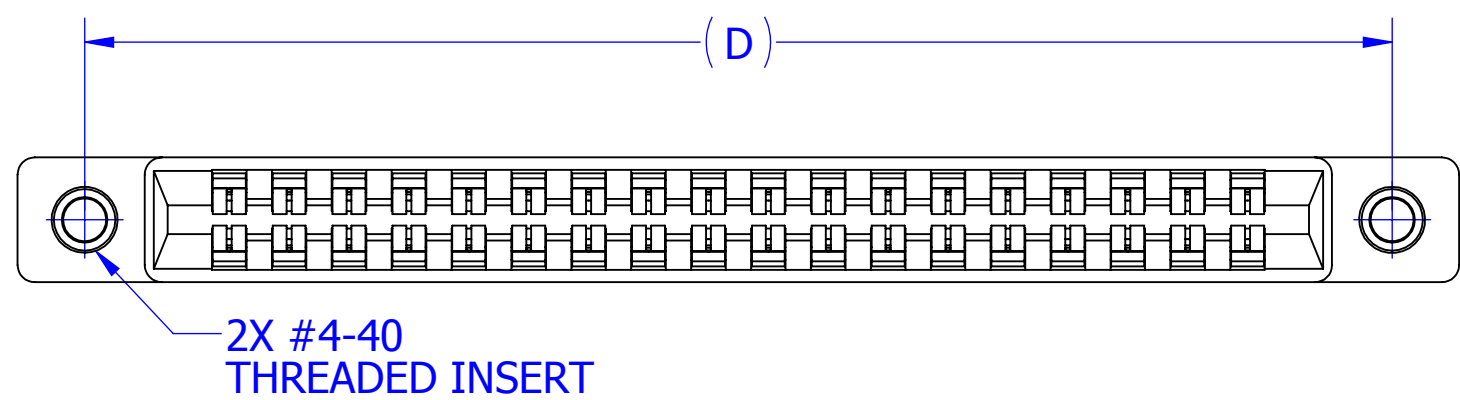
- NOTES:
- INSULATOR MATERIAL: SEE PART NUMBER CODING
 - CONTACT MATERIAL: SEE PART NUMBER CODING
 - PLATING: SEE PART NUMBER CODING
 - OPERATING TEMPERATURE: SEE PART NUMBER CODING
 - PROCESSING TEMP: SEE PART NUMBER CODING
 - UL FLAMMABILITY RATING: 94V-0
 - OPERATING VOLTAGE: 950 VAC
 - CURRENT RATING: 3 AMP
 - CONTACT RESISTANCE: 30 MILLI OHMS MAX
 - INSULATION RESISTANCE: 5000 MEGA OHMS
 - DURABILITY: 500 CYCLES MIN
 - CONNECTOR IDENTIFICATION: THE PART SHALL BE MARKED WITH A PART NUMBER AND LOT CODE
 - BOARD THICKNESS ACCOMMODATED: $.062 \pm .008 [1.57 \pm 0.20]$
 - INSERTION FORCE: 16 OZ MAX PER CONTACT PAIR WHEN USING A $.062 [1.57]$ TEST BLADE
INTERNAL INSPECTION TO BE PER SULLINS WORK INSTRUCTION WI7.3-01
 - WITHDRAWAL FORCE: 1 OZ MIN PER CONTACT PAIR USING $.062 [1.57]$ PCB

REF: _ _ M _ DSE - _ _ _ _

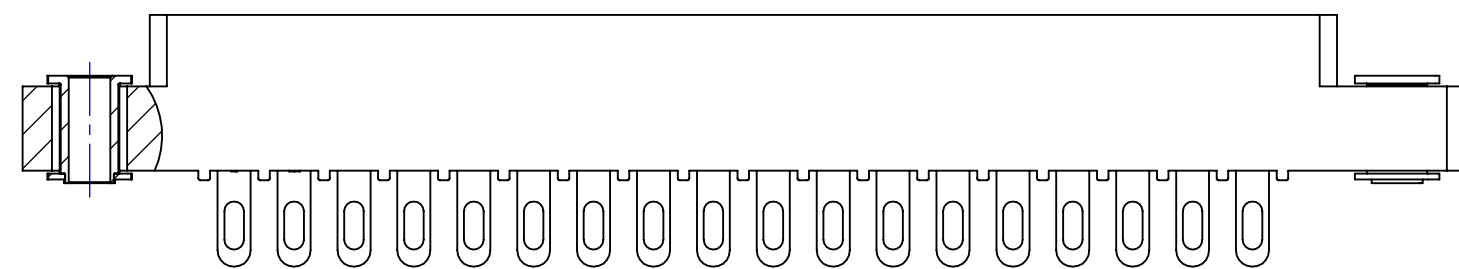
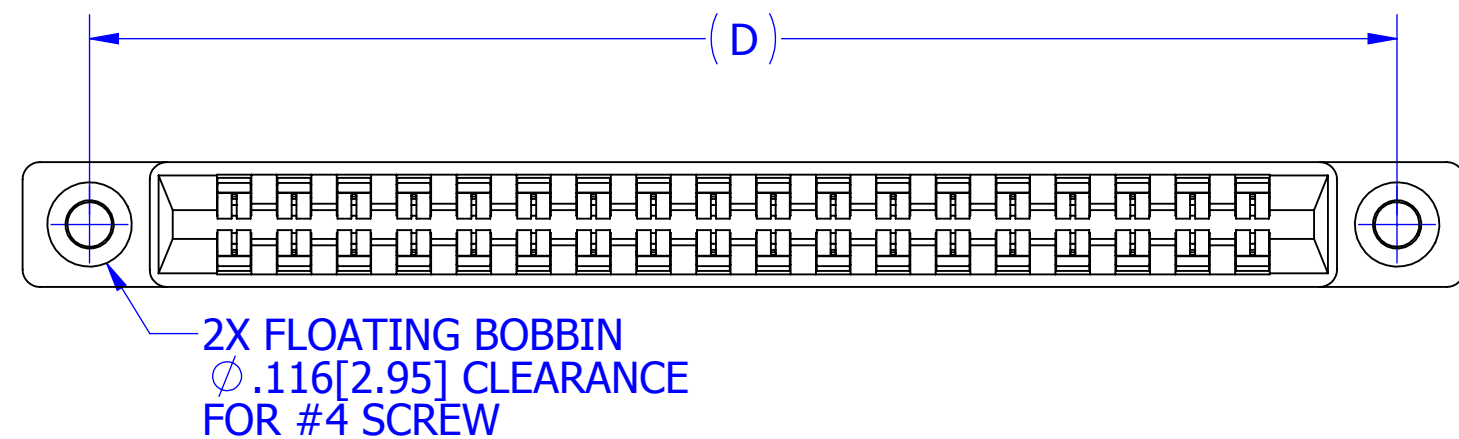
CUSTOMER COPY



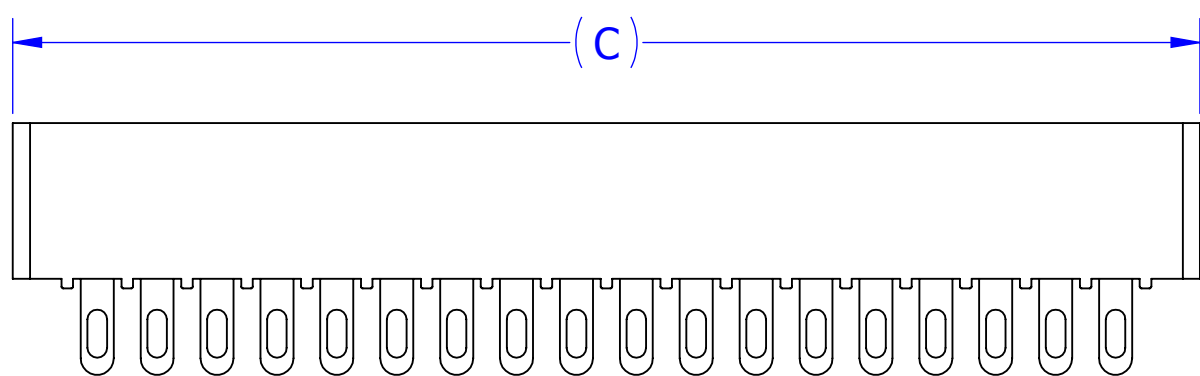
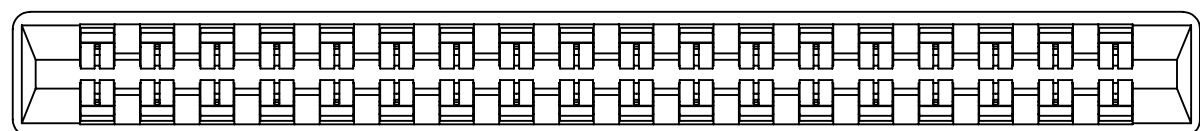
UNLESS OTHERWISE SPECIFIED: DIMENSIONS ARE IN INCHES [MM]		DRAWN	DATE	NAME		
TOLERANCES: ANGULAR: $\pm 1^\circ$ DECIMALS .XX = $\pm .02 [.5]$.XXX = $\pm .005 [.13]$.XXXX = $\pm .0005 [.013]$		6/7/2011	JH	JH		
<small>THE INFORMATION HEREIN CONTAINS PROPRIETARY INFORMATION OF SULLINS ELECTRONICS AND IS NOT TO BE REPRODUCED, USED OR DISCLOSED TO OTHERS FOR ANY PURPOSE EXCEPT AS SPECIFICALLY AUTHORIZED IN WRITING BY AN OFFICER OF SULLINS ELECTRONICS.</small>					TITLE	
					EDGE CARD, .156 CC LP	
					PART NUMBER	
					EMP _ _ _ 156 - _ _ - DP - _ _ _	
SIZE	CAGE CODE	DWG. NO.		REV		
C	54453	C10666		F		
SCALE: 2:1		SHEET 1 OF 3				



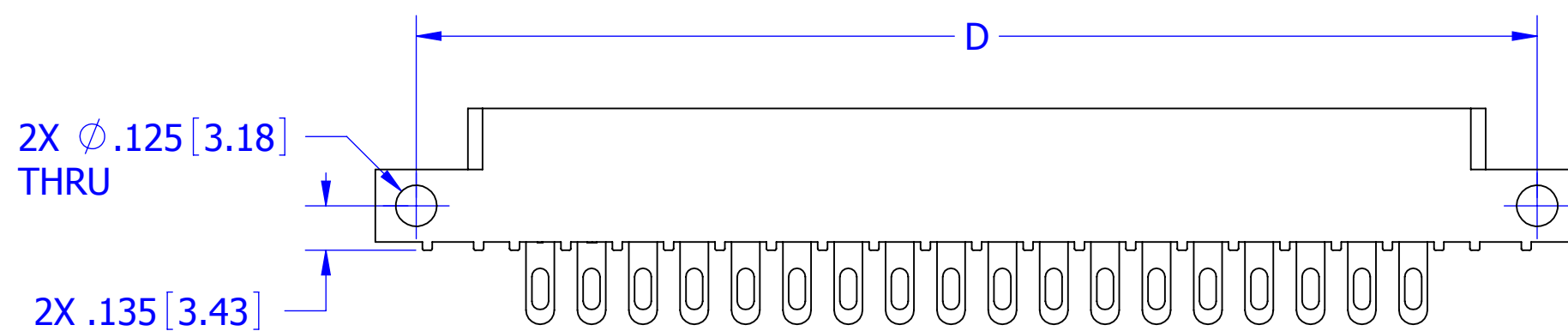
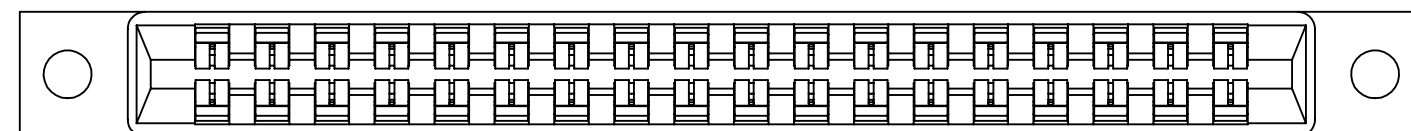
EMP - 156 - DP - 2



EMP - 156 - DP - 3



EMP - 156 - DP - 4



EMP - 156 - DP - 8

CUSTOMER COPY



UNLESS OTHERWISE SPECIFIED:
DIMENSIONS ARE IN INCHES [MM]

TOLERANCES:

ANGULAR: ± 1°

DECIMALS

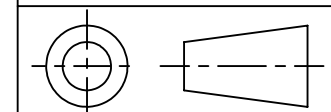
.XX = ± .02 [.5]

.XXX = ± .005 [.13]

.XXXX = ± .0005 [.013]

DRAWN	DATE	NAME
	6/7/2011	JH

THE INFORMATION HEREIN CONTAINS PROPRIETARY INFORMATION OF SULLINS ELECTRONICS AND IS NOT TO BE REPRODUCED, USED OR DISCLOSED TO OTHERS FOR ANY PURPOSE EXCEPT AS SPECIFICALLY AUTHORIZED IN WRITING BY AN OFFICER OF SULLINS ELECTRONICS.



TITLE
EDGE CARD, .156 CC LP

PART NUMBER
EMP - 156 - DP -

SIZE	CAGE CODE	DWG. NO.	REV
C	54453	C10666	F

SCALE: 2:1 SHEET 2 OF 3

PART NUMBER	NO. OF POS.	A ± .008[0.20]		B ± .008[0.20]		C ± .015[0.38]		D ± .010[0.25]		E ± .020[0.51]		E ± .020[0.51]		F + .005 [0.13] / - .015 [0.38]	
		IN	MM	IN	MM	IN	MM	IN	MM	IN	MM	IN	MM	IN	MM
		MOUNTING OPTION '4' ONLY													
EMP - 156-02-DP-	2	0.156	3.96	0.476	12.09	0.596	15.14								
EMP - 156-03-DP-	3	0.312	7.92	0.632	16.05	0.752	19.10								
EMP - 156-06-DP-	6	0.780	19.81	1.100	27.94	1.220	30.99	1.533	38.94	1.782	45.26	1.882	47.80		
EMP - 156-08-DP-	8	1.092	27.74	1.412	35.86	1.532	38.91	1.845	46.86	2.094	53.19	2.194	55.73		
EMP - 156-10-DP-	10	1.404	35.66	1.724	43.79	1.844	46.84	2.157	54.79	2.406	61.11	2.506	63.65	0.325	8.26
EMP - 156-11-DP-	11	1.560	39.62	1.880	47.75	2.000	50.80	2.313	58.75	2.562	65.07	2.662	67.61		
EMP - 156-12-DP-	12	1.716	43.59	2.036	51.71	2.156	54.76	2.469	62.71	2.718	69.04	2.818	71.58		
EMP - 156-15-DP-	15	2.184	55.47	2.504	63.60	2.624	66.65	2.937	74.60	3.186	80.92	3.286	83.46		
EMP - 156-18-DP-	18	2.652	67.36	2.972	75.49	3.092	78.54	3.405	86.49	3.654	92.81	3.754	95.35		
EMP - 156-22-DP-	22	3.276	83.21	3.596	91.34	3.716	94.39	4.029	102.34	4.278	108.66	4.378	111.20		
EMP - 156-24-DP-	24	3.588	91.14	3.908	99.26	4.028	102.31	4.341	110.26	4.590	116.59	4.690	119.13		
EMP - 156-25-DP-	25	3.744	95.10	4.064	103.23	4.184	106.27	4.497	114.22	4.746	120.55	4.846	123.09		
EMP - 156-28-DP-	28	4.212	106.98	4.532	115.11	4.652	118.16	4.965	126.11	5.214	132.44	5.314	134.98	0.438	11.13
EMP - 156-36-DP-	36	5.460	138.68	5.780	146.81	5.900	149.86	6.213	157.81	6.462	164.13	6.562	166.67		
EMP - 156-43-DP-	43	6.552	166.42	6.872	174.55	6.992	177.60	7.305	185.55	7.554	191.87	7.654	194.41	0.500	12.70
EMP - 156-44-DP-	44	6.708	170.38	7.028	178.51	7.148	181.56	7.461	189.51	7.710	195.83	7.810	198.37		

FOR CONNECTORS WITH THREADED INSERTS OR FLOATS

PART NUMBER CODING

EMP - - 156 - - DP - - -

CONTACT MATERIAL

OMIT = PHOSPHOR BRONZE (SEE TABLE 2)
 Y = BERYLLIUM COPPER (SEE TABLE 3)
 OMIT WITH 'EMPP' PLATING CODE = SPINODAL (SEE TABLE 4)
PLATING MODIFICATION CODE (SEE TABLE 1)

MOUNTING STYLE

1 = .125" DIA. CLEARANCE HOLES
 2 = #4-40 THREADED INSERT
 3 = FLOATING BOBBIN
 4 = NO MOUNTING EARS
 8 = .125" DIA. SIDE HOLES

NUMBER OF POSITIONS
 (CONTACTS PER ROW)

INSULATOR MATERIAL

0 = PBT, BLUE
 2 = PBT, GREEN
 3 = PBT, BLACK
 1 = PPS, BROWN
 5 = PPS, BLACK
 6 = PPS, GREEN
 7 = PPS, BROWN

PLATING (SEE TABLE 1)

TABLE 1 (PLATING):

ALL PLATINGS HAVE .000050" MIN NICKEL UNDERPLATE

	CONTACT SURFACE	TERMINATION	PLATING MODIFICATION CODE
EMP, EMPP	.000010" GOLD OVERALL		OMIT
	.000030" GOLD	.000010" GOLD OVERALL	G
EMPSL	.000010" GOLD	.000100" PURE TIN, MATTE	K
	.000030" GOLD	.000100" PURE TIN, MATTE	GK
EMPL	.000100" PURE TIN, MATTE OVERALL		K

1. EMPL AVAILABLE WITH PHOSPHOR BRONZE CONTACTS ONLY
2. EMP, EMPSL AVAILABLE IN PHOSPHOR BRONZE OR BERYLLIUM COPPER
3. EMPP = SPINODAL

TABLE 2 (PHOSPHOR BRONZE CONTACTS): EMP, EMPL, EMPSL

INSULATOR MATERIAL CODE	OPERATING TEMPERATURE	PROCESSING TEMPERATURE
0, 2, 3	-65°C TO +125°C	WAVE/MANUAL SOLDERING ONLY
1, 5, 6, 7	-65°C TO +125°C	260°C MAX FOR 20 SEC


TABLE 3 (BERYLLIUM COPPER CONTACTS): EMP OR EMPSL WITH 'Y' MODIFICATION CODE

INSULATOR MATERIAL CODE	OPERATING TEMPERATURE	PROCESSING TEMPERATURE
0, 2, 3	-65°C TO +125°C	WAVE /MANUAL SOLDERING ONLY
1, 5, 6, 7	-65°C TO +150°C	260°C MAX FOR 20 SEC

TABLE 4 (SPINODAL CONTACTS): EMPP

INSULATOR MATERIAL CODE	OPERATING TEMPERATURE	PROCESSING TEMPERATURE
1, 5, 6, 7	-65°C TO +200°C	CONSULT FACTORY FOR SPECIAL SOLDERING GUIDELINE

CUSTOMER COPY



RoHS COMPLIANT

UNLESS OTHERWISE SPECIFIED: DIMENSIONS ARE IN INCHES [MM]	DRAWN	DATE	NAME		
		6/7/2011	JH		
TOLERANCES:	THE INFORMATION HEREIN CONTAINS PROPRIETARY INFORMATION OF SULLINS ELECTRONICS AND IS NOT TO BE REPRODUCED, USED OR DISCLOSED TO OTHERS FOR ANY PURPOSE EXCEPT AS SPECIFICALLY AUTHORIZED IN WRITING BY AN OFFICER OF SULLINS ELECTRONICS.				
ANGULAR: ± 1°	TITLE EDGE CARD, .156 CC LP				
DECIMALS .XX = ± .02 [.5] .XXX = ± .005 [.13] .XXXX = ± .0005 [.013]	PART NUMBER EMP - - 156 - - DP - - -				
	SIZE	CAGE CODE	DWG. NO.	REV	
	C	54453	C10666	F	
	SCALE: 3:1		SHEET 3 OF 3		