

SMT Power Inductors

Shielded Drum Core - PA4338.XXXNLT Series



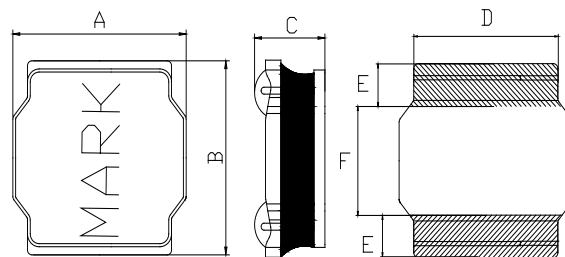
- Height:** 4.2mm Max
- Footprint:** 8.3mm x 8.3mm Max
- Current Rating:** up to 6.3A
- Inductance Range:** 0.82uH to 330uH
- Shielded magnetic circuit reduces leakage flux, Fe base metal core enables high saturation and metalized core termination results in excellent shock resistance.*

| Electrical Specifications @ 25°C - Operating Temperature -40°C to +125°C | | | | |
|--|---------------------------|---------------|--------------------|---------------|
| Part Number | Inductance 100 KHz, 1V | DC Resistance | Saturation Current | Rated Current |
| | | ± 30%. | ≤30% Drop | < 40° C Rise |
| | uH | mΩ | A | A |
| PA4338.821NLT | 0.82±30% | 8 | 13.8 | 6.30 |
| PA4338.472NLT | 4.7±30% | 19 | 5.9 | 4.10 |
| PA4338.682NLT | 6.8±20% | 24 | 4.55 | 3.60 |
| PA4338.104NLT | 100±20% | 290 | 1.15 | 1.00 |
| PA4338.334NLT | 330±20% | 889 | 0.68 | 0.64 |

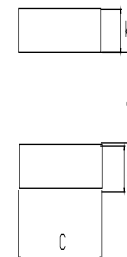
- Notes:**
- Actual temperature of the component during system operation (ambient plus temperature rise) must be within the standard operating range.
 - The saturation current is the current at which the initial inductance drops approximately 30% at the stated ambient temperature. This current is determined by placing the component in the specified ambient environment and applying a short duration pulse current (to eliminate self-heating effect) to the component.
 - The Rated Current is the DC current required to raise the component temperature by 40 °C maximum. Take note that the component's performance varies depending on the system condition. It is suggested that the component be tested at the system level, to verify the temperature rise of the component during system operation.

Mechanical

PA4338.XXXNLT



Final Layout



SUGGESTED PAD LAYOUT

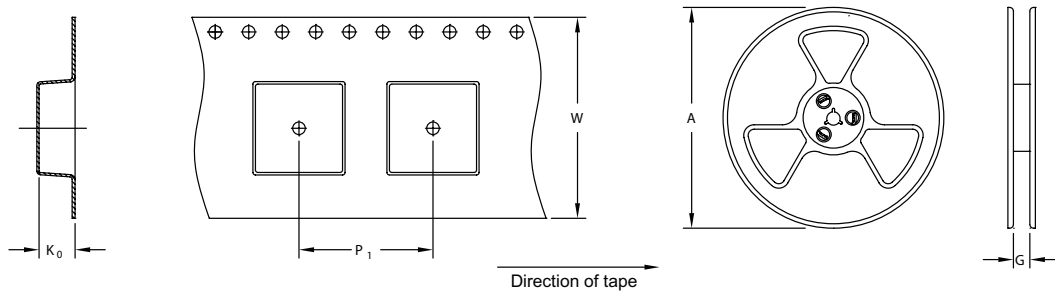
SMT Power Inductors

Shielded Drum Core - PA4338.XXXNLT Series

| Series | A | B | C | D | E | F | a | b | c |
|---------------|---------|---------|---------|---------|----------|---------|---------|---------|---------|
| PA4338.XXXNLT | 8.0±0.3 | 8.0±0.3 | 4.2 MAX | 6.3±0.3 | 2.45±0.3 | 3.1±0.3 | 2.8 TYP | 2.7 TYP | 7.5 TYP |

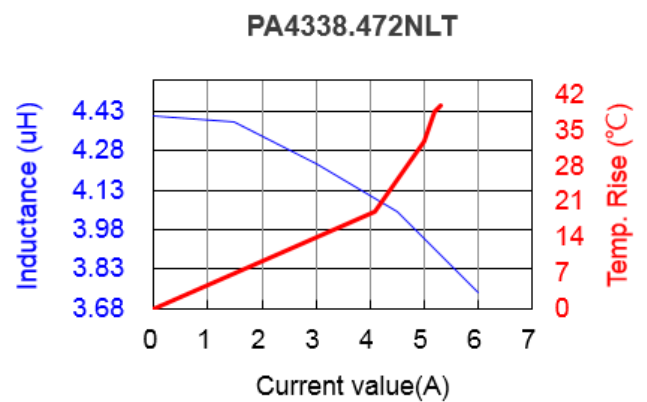
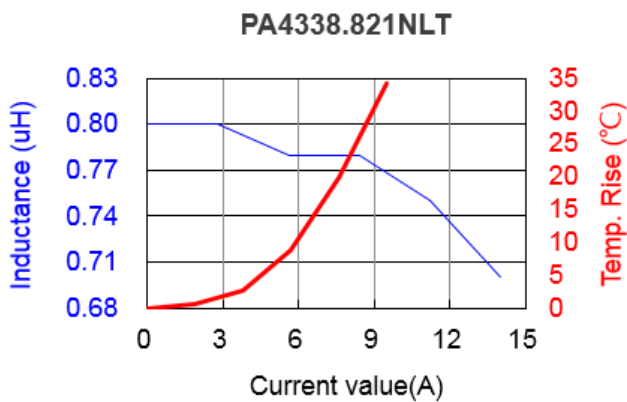
All Dimensions in mm.

TAPE & REEL INFO



| SURFACE MOUNTING TYPE, REEL/TAPE LIST | | | | | | |
|---------------------------------------|----------------|------|----------------|----|----------------|----------|
| TYPE | REEL SIZE (mm) | | TAPE SIZE (mm) | | | QTY |
| | A | G | P ₁ | W | K ₀ | PCS/REEL |
| PA4342.XXXANLT | ∅330 | 16.5 | 12 | 16 | 4.4 | 1000 |

Typical Performance Curves

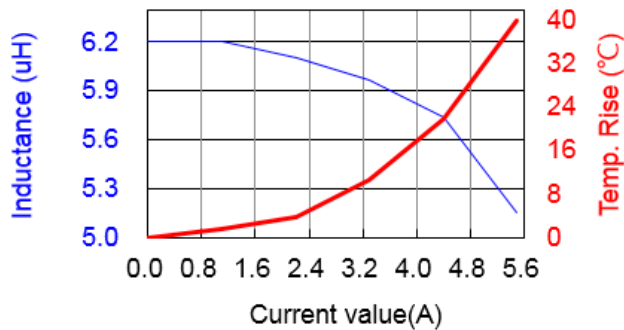


SMT Power Inductor

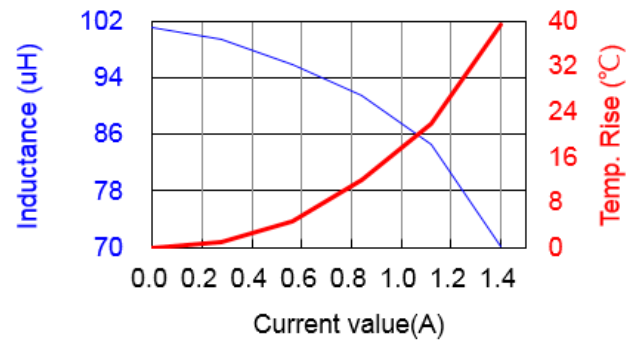
Shielded Drum Core - PA4338.XXXNLT Series



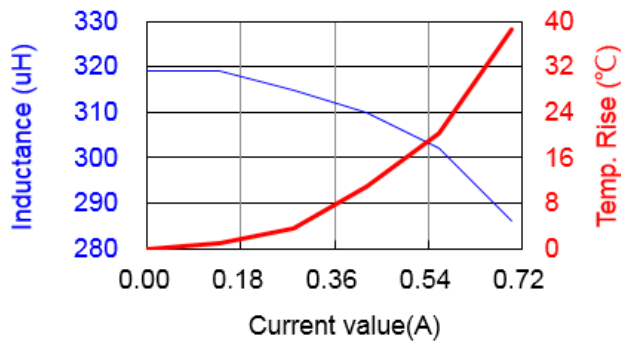
PA4338.682NLT



PA4338.104NLT



PA4338.334NLT



For More Information

Pulse Worldwide Headquarters

15255 Innovation Drive Ste 100
San Diego, CA 92128
U.S.A.

Pulse Europe

Pulse Electronics GmbH
Am Rottland 12
58540 Meinerzhagen
Germany

Pulse China Headquarters

Pulse Electronics (ShenZhen) CO., LTD
D708, Shenzhen Academy of
Aerospace Technology,
The 10th Keji South Road,
Nanshan District, Shenzhen, P.R.
China 518057

Pulse North China

Room 2704/2705
Super Ocean Finance Ctr.
2067 Yan An Road West
Shanghai 200336
China

Pulse South Asia

135 Joo Seng Road
#03-02
PM Industrial Bldg.
Singapore 368363

Pulse North Asia

1F., No.111 Xiyuan Rd
Zhongli City
Taoyuan City 32057
Taiwan (R.O.C)

Tel: 858 674 8100
Fax: 858 674 8262

Tel: 49 2354 777 100
Fax: 49 2354 777 168

Tel: 86 755 33966678
Fax: 86 755 33966700

Tel: 86 21 62787060
Fax: 86 21 62786973

Tel: 65 6287 8998
Fax: 65 6280 0080

Tel: 886 3 4356768
Fax: 886 3 4356820

Performance warranty of products offered on this data sheet is limited to the parameters specified. Data is subject to change without notice. Other brand and product names mentioned herein may be trademarks or registered trademarks of their respective owners. © Copyright, 2017. Pulse Electronics, Inc. All rights reserved.