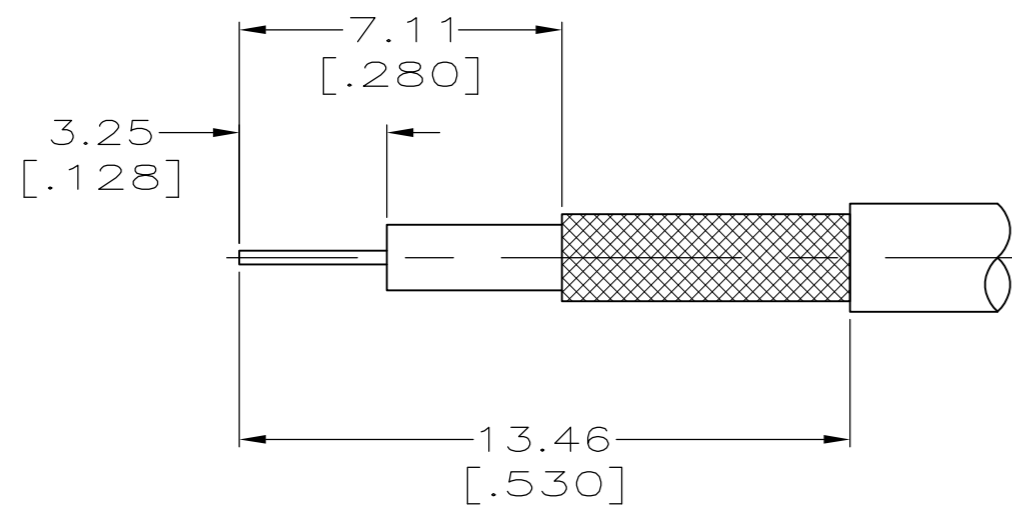
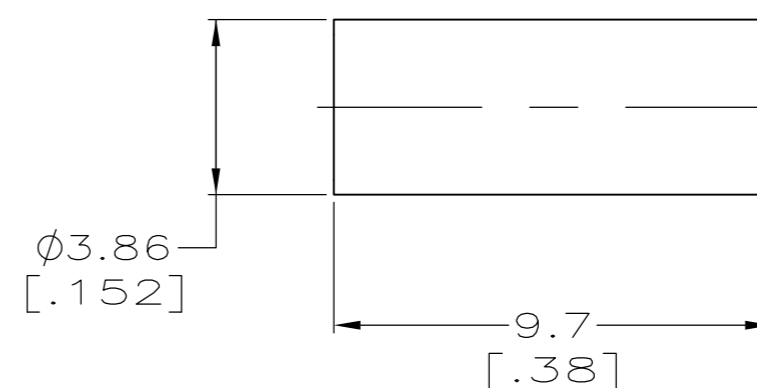
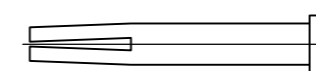
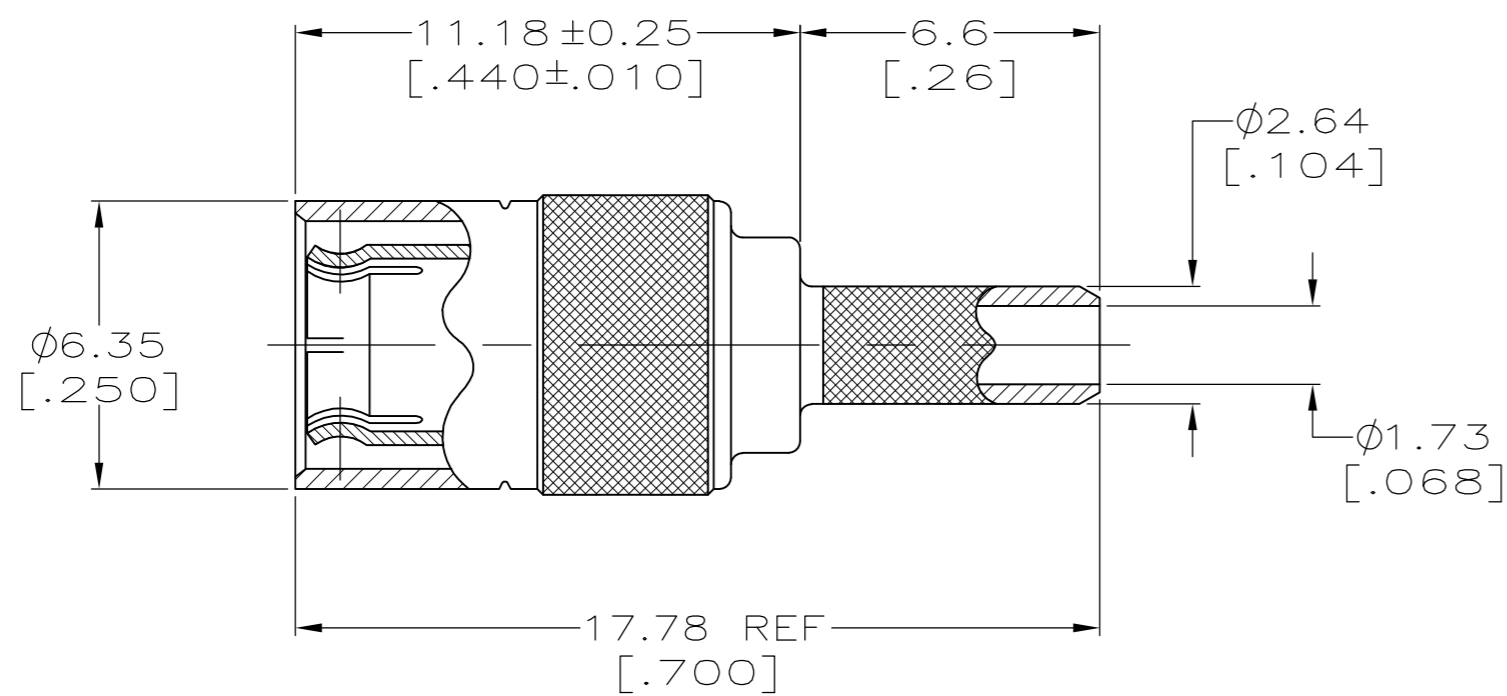


THIS DRAWING IS UNPUBLISHED. RELEASED FOR PUBLICATION
 © COPYRIGHT - By - ALL RIGHTS RESERVED.

LOC		DIST		REVISIONS			
P	LTR	DESCRIPTION		DATE	DWN	APVD	
AJ	16	A2	ECR-12-005726	27MAR12	RK	MY	



RECOMMENDED STRIP LENGTHS



- △ MATERIALS:
 BODY: ZINC PER ASTM-B-86.
 OUTER CONTACT: BERYLLIUM COPPER PER ASTM-B-194.
 CENTER CONTACT: BERYLLIUM COPPER PER ASTM-B-196.
 DIELECTRIC: PTFE PER ASTM-D-1710.
- △ FINISHES:
 BODY: NICKEL PER QQ-N-290.
 OUTER CONTACT: GOLD PER MIL-G-45204.
 CENTER CONTACT: GOLD PER MIL-G-45204.
- △ FINISHES:
 BODY: NICKEL PER QQ-N-290.
 OUTER CONTACT: NICKEL PER QQ-N-290.
 CENTER CONTACT: GOLD PER MIL-G-45204.
- △ TOOLING INFORMATION:
 CONTACT CRIMP: HAND TOOL M-22520/2-01 WITH DANIELS POSITIONER #K699, USE WITH SELECTOR #4.
 BRAID CRIMP: HAND TOOL M-22520/5-01 WITH DANIELS DIE SET #HX4-1637 (.128 HEX) OR TE PRO-CRIMPER WITH DIE SET #58483-1, USE POSITION LETTER B.
- 5. SEE INSTRUCTION SHEET #2987-12.
- △ TOOLING INFORMATION:
 CONTACT CRIMP: HAND TOOL M-22520/2-01 WITH DANIELS POSITIONER #K699, USE WITH SELECTOR #4.
 BRAID CRIMP: HAND TOOL M-22520/2-01 WITH DANIELS DIE SET #HX4-1637 (.151 HEX) OR TE PRO-CRIMPER WITH DIE SET #58483-1, USE POSITION LETTER C.
- △ FOR USE WITH RG 179/U CABLE
- △ FOR USE WITH RD 179/U CABLE

OBSOLETE	△8	△6	△3	415487-3
	△7	△4	△3	415487-2
	△7	△4	△2	415487-1
	CABLE	TOOLING	FINISH	PART NUMBER

THIS DRAWING IS A CONTROLLED DOCUMENT.		DWN	J.L.GROFT	6-10-97					
DIMENSIONS: mm		CHK	S.W.BURKHOLDER	6-10-97					
TOLERANCES UNLESS OTHERWISE SPECIFIED:		APVD	S.W.BURKHOLDER	6-10-97					
0 PLC ± - 1 PLC ± 0.3 [.01] 2 PLC ± 0.13 [.005] 3 PLC ± - 4 PLC ± - ANGLES ± - FINISH		PRODUCT SPEC	S.W.BURKHOLDER	6-10-97					
MATERIAL	△1	FINISH	△2 △3	WEIGHT	-	NAME	CABLE PLUG 75 OHM, MINI-SMB		
CUSTOMER DRAWING		SCALE	6:1	SHEET	1 of 1	REV	A2	RESTRICTED TO	-