

Printed-circuit board connector - FK-MC 0,5/ 8-ST-2,5 BK - 1908101

Please be informed that the data shown in this PDF Document is generated from our Online Catalog. Please find the complete data in the user's documentation. Our General Terms of Use for Downloads are valid (<http://download.phoenixcontact.com>)

Plug component, Nominal current: 4 A, Rated voltage (III/2): 160 V, Number of positions: 8, Pitch: 2.5 mm, Connection method: Spring-cage connection, Color: Black, Contact surface: Tin



Key commercial data

Packing unit	1
Minimum order quantity	1
GTIN	 4 017918 446055
Custom tariff number	85366990
Country of origin	GERMANY

Technical data

Dimensions / positions

Pitch	2.5 mm
Dimension a	17.5 mm
Number of positions	8

Technical data

Range of articles	FK-MC 0,5/...-ST
Insulating material group	I
Rated surge voltage (III/3)	1.5 kV
Rated surge voltage (III/2)	2.5 kV
Rated surge voltage (II/2)	2.5 kV
Rated voltage (III/2)	160 V
Rated voltage (II/2)	320 V
Connection in acc. with standard	EN-VDE
Nominal current I _N	4 A
Nominal voltage U _N	80 V
Nominal cross section	0.5 mm ²
Maximum load current	4 A (with 0.5 mm ² conductor cross section)
Insulating material	PA
Inflammability class according to UL 94	V0
Stripping length	8 mm
Nominal voltage, UL/CUL Use Group B	125 V
Nominal current, UL/CUL Use Group B	4 A

Printed-circuit board connector - FK-MC 0,5/ 8-ST-2,5 BK - 1908101

Technical data

Connection data

Conductor cross section solid min.	0.14 mm ²
Conductor cross section solid max.	0.5 mm ²
Conductor cross section stranded min.	0.14 mm ²
Conductor cross section stranded max.	0.5 mm ²
Conductor cross section stranded, with ferrule without plastic sleeve min.	0.25 mm ²
Conductor cross section stranded, with ferrule without plastic sleeve max.	0.5 mm ²
Conductor cross section AWG/kcmil min.	26
Conductor cross section AWG/kcmil max	20
Minimum AWG according to UL/CUL	28
Maximum AWG according to UL/CUL	20

Classifications

eclass

eCl@ss 4.0	272607xx
eCl@ss 4.1	27260701
eCl@ss 5.0	27260701
eCl@ss 5.1	27260701
eCl@ss 6.0	27260704
eCl@ss 7.0	27440402

etim

ETIM 3.0	EC001121
ETIM 4.0	EC002638
ETIM 5.0	EC002638

unspsc

UNSPSC 6.01	30211810
UNSPSC 7.0901	39121409
UNSPSC 11	39121409
UNSPSC 12.01	39121409
UNSPSC 13.2	39121409

Approvals

Approvals

Approvals

UL Recognized / VDE report with production monitoring / cUL Recognized / IECCE CB Scheme / cULus Recognized


Printed-circuit board connector - FK-MC 0,5/ 8-ST-2,5 BK - 1908101


Approvals


Ex Approvals

Approvals submitted

Approval details

UL Recognized 	
	B
mm ² /AWG/kcmil	28-20
Nominal current I _N	4 A
Nominal voltage U _N	125 V

VDE report with production monitoring 	
mm ² /AWG/kcmil	0.2-0.5
Nominal current I _N	4 A
Nominal voltage U _N	100 V

cUL Recognized 	
	B
mm ² /AWG/kcmil	28-20
Nominal current I _N	4 A
Nominal voltage U _N	125 V

IECEE CB Scheme	
mm ² /AWG/kcmil	0.2-0.5
Nominal current I _N	4 A
Nominal voltage U _N	100 V

cULus Recognized 	
--	--

Printed-circuit board connector - FK-MC 0,5/ 8-ST-2,5 BK - 1908101

Accessories

Accessories

Marking

Marker cards - SK 2,54/2,8:FORTL.ZAHLEN - 0804853



Marker cards, Card, white, labeled, Horizontal: Consecutive numbers 1 - 10, 11 - 20, etc. up to 91 - 99, Mounting type: Adhesive, For terminal block width: 2.54 mm

Tools

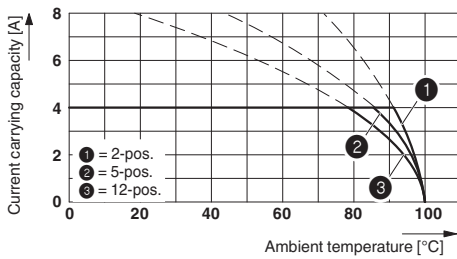
Screwdriver - SZS 0,4X2,0 - 1205202



Micro screwdriver, bladed, size: 0.4 x 2.0 x 60 mm, 2-component grip, with non-slip grip and twist cap

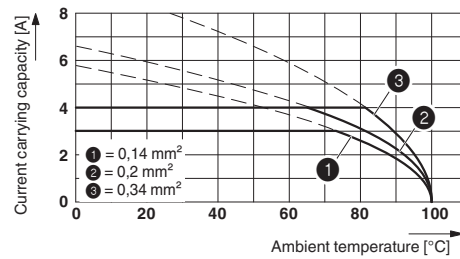
Drawings

Diagram



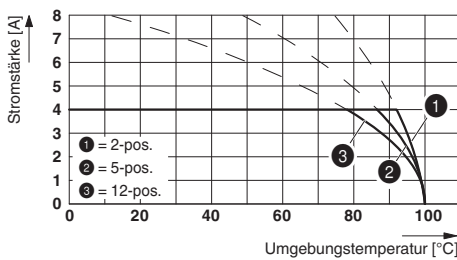
Type: FK-MC 0,5/...-ST-2,5 with MC 0,5/...-G-2,5

Diagram



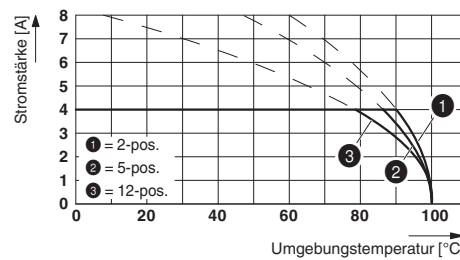
Type: FK-MC 0,5/...-ST-2,5 with MC 0,5/...-G-2,5

Diagram



Type: FK-MC 0,5/...-ST-2,5 with MCV 0,5/...-G-2,5 THT

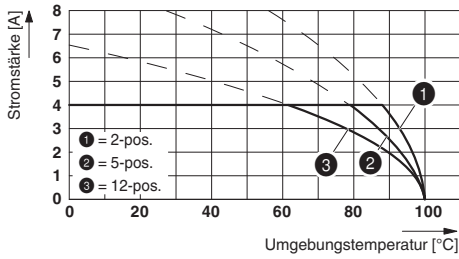
Diagram



Type: FK-MC 0,5/...-ST-2,5 with MC 0,5/...-G-2,5 THT

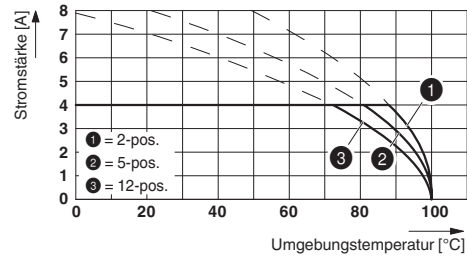
Printed-circuit board connector - FK-MC 0,5/ 8-ST-2,5 BK - 1908101

Diagram



Type: FK-MC 0,5/...-ST-2,5 with MCD 0,5/...-G1-2,5

Diagram



Type: FK-MC 0,5/...-ST-2,5 with MCDV 0,5/...-G1-2,5