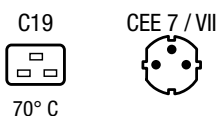


EU Power Cord with IEC Appliance Connector C19, V-Lock, straight



See below:  
[Approvals and Compliances](#)

### Description

- Power Cord ,
- Protection class I , Pin temperature 70 °C ,
- with V-Lock interlocking system

### Technical Data

Ratings IEC	16A / 250VAC; 50/60Hz	appliance inlet/-outlet	C19 acc. to 60320-2-2
Dielectric Strength	> 2kVDC between L-N > 2kVAC between L/N-PE (1 min/50Hz)		(for cold conditions) pin-temperature 70 °C, 16A, Protection Class I
Allowable Operation Temperature	-25 °C to 70 °C		
IP-Protection	from front side IP 20 acc. to IEC 60529		
Insulation cover	Suitable for appliances with protection class I acc. to IEC 61140		
Terminal	moulded		
Material: Housing	PVC, black		

### Approvals and Compliances

Detailed information on product approvals, code requirements, usage instructions and detailed test conditions can be looked up in [Details about Approvals](#)

### Approvals

The approval mark is used by the testing authorities to certify compliance with the safety requirements placed on electronic products.

Approval Reference Type: 6051.2123

Approval Logo	Certificates	Certification Body	Description
	<a href="#">VDE Approvals</a>	VDE	VDE Certificate Number:
	<a href="#">KEMA Approvals</a>	KEMA	Keuring van Elektrotechnische Materialen

### Product standards

Product standards that are referenced

Organization	Design	Standard	Description
	Designed according to	IEC 60320-1	Appliance couplers for household and similar general purposes
	Designed according to	60320-2-2	Appliance couplers for household and similar general purposes






### Application standards

Application standards where the product can be used

Organization	Design	Standard	Description
	Designed for applications acc.	IEC/UL 60950	IEC 60950-1 includes the basic requirements for the safety of information technology equipment.

## Compliances

The product complies with following Guide Lines

Identification	Details	Initiator	Description
	<a href="#">CE declaration of conformity</a>	SCHURTER AG	The CE marking declares that the product complies with the applicable requirements laid down in the harmonisation of Community legislation on its affixing in accordance with EU Regulation 765/2008.
	RoHS	SCHURTER AG	EU Directive RoHS 2011/65/EU
	China RoHS	SCHURTER AG	The law SJ / T 11363-2006 (China RoHS) has been in force since 1 March 2007. It is similar to the EU directive RoHS.
	REACH	SCHURTER AG	On 1 June 2007, Regulation (EC) No 1907/2006 on the Registration, Evaluation, Authorization and Restriction of Chemicals 1 (abbreviated as "REACH") entered into force.
	MicrositeV-Lock	SCHURTER AG	V-Lock system are based on a matching plug-dose combination. The connector is equipped with a notch intended for use with the latching cordset. The cord latching system prevents against accidental removal of the cordset.

## All Variants

Connector	cable					Plug					Order Number
Type	V-Lock	Cord Type	Conductor cross section	Length [m]	Color	Type	Country	Standard	Style		
C19	●	H05W-F3G1.5	3 x 1.5 mm <sup>2</sup>	6.0	black	Europlug	EU	CEE 7 / VII	straight	-	<a href="#">6051.2123</a>

 Most Popular.

Availability for all products can be searched real-time: <https://www.schurter.com/en/Stock-Check/Stock-Check-SCHURTER>

**Packaging unit** 20 Pcs

## Mating Inlets/Plugs shuttered

### Category / Description

#### [Appliance Inlet Overview complete](#)



IEC Appliance Inlet C20 or C24, Split panel or screw-on mounting, PCB Terminal	<a href="#">GSP4</a>
IEC Appliance Inlet C20, Screw-on Mounting, Rear Side, PCB Terminal	<a href="#">1601</a>
IEC Appliance Inlet C20, Screw-on Mounting, Front Side, Solder or Quick-connect Terminal	<a href="#">4798</a>
IEC Appliance Inlet C20, Snap-in Mounting, Front Side, Solder or Quick-connect Terminal	<a href="#">4793</a>
IEC Appliance Inlet C20, Snap-in Mounting, Front Side, Solder or Quick Connect Terminal	<a href="#">1624</a>
<a href="#">Appliance Inlet further types to 6051.2123</a>	...

#### [IEC Inlet Filter Overview complete](#)



IEC Appliance Inlet C20 with Filter, ECO design, front or rear side Mounting	<a href="#">5130</a>
C20F, 20 A, prewired, Standard and Medical Version, Solder, quick connect or wires (stranded), Capacitor: X2, Screw, Mounting Front-/Rear-Side, Power Entry Modules with Filter	<a href="#">C20F</a>
<a href="#">IEC Inlet Filter further types to 6051.2123</a>	

#### [Power Entry Module Overview complete](#)



IEC Appliance Inlet C20 with Line Switch, 2-pole	<a href="#">EC11</a>
0 0 0 0 0	<a href="#">6136</a>
IEC Appliance Inlet C20 with Circuit Breaker TA45	<a href="#">EF11</a>
<a href="#">Power Entry Module further types to 6051.2123</a>	

Category / Description



[Power Entry Module with line filter Overview complete](#)

EC12, 20 A, prewired, Standard and Medical Version, Quick connect terminals 6.3 x 0.8 mm, Capacitor: X2, Screw, Mounting Front-Side, Power Entry Modules with Filter EC12

IEC Appliance Inlet C20 with Filter, Circuit Breaker TA45 (recessed) EF12

[Power Entry Module with line filter further types to 6051.2123](#)