

Type 3 surge protection device - PLT-SEC-T3-3S-230-FM - 2905230

Please be informed that the data shown in this PDF Document is generated from our Online Catalog. Please find the complete data in the user's documentation. Our General Terms of Use for Downloads are valid (<http://phoenixcontact.com/download>)




Plug-in device protection, according to type 3/class III, for 3-phase power supply networks with separate N and PE (5-conductor system: L1, L2, L3, N, PE), with integrated surge-proof fuse and remote indication contact.

Why buy this product

- ✓ Varistor-based device protection
- ✓ Can be used without separate backup fuse thanks to integrated overcurrent protection
- ✓ For multi-phase power supply units
- ✓ Pluggable
- ✓ Optical status indicator via LED
- ✓ With floating remote indication contact
- ✓ Plugs can be checked with CHECKMASTER 2



Key Commercial Data

Packing unit	1 STK
GTIN	 4 046356 939706
GTIN	4046356939706

Technical data

Dimensions

Height	90 mm
Width	35.4 mm
Depth	74.5 mm (incl. DIN rail 7.5 mm)
Horizontal pitch	2 Div.

Ambient conditions

Degree of protection	IP20
Ambient temperature (operation)	-40 °C ... 70 °C
Ambient temperature (storage/transport)	-40 °C ... 70 °C

Type 3 surge protection device - PLT-SEC-T3-3S-230-FM - 2905230

Technical data

Ambient conditions

Altitude	≤ 2000 m (amsl (above mean sea level))
Permissible humidity (operation)	5 % ... 95 %
Shock (operation)	30g (Half-sine / 11 ms / 3x ±X, ±Y, ±Z)
Vibration (operation)	5g (10 ... 150 Hz/20 cycles/axis/X, Y, Z)

General

EN type	T3
Number of ports	One
Mode of protection	L-N
	L-PE
	N-PE
Mounting type	DIN rail: 35 mm
Color	light grey RAL 7035
	traffic grey A RAL 7042
Housing material	PA 6.6-FR 20% GF
	PA 6.6-FR
Degree of pollution	2
Flammability rating according to UL 94	V-0
Type	DIN rail module, two-section, divisible
Number of positions	4
Surge protection fault message	Optical, remote indicator contact

Protective circuit

Nominal voltage U_N	230/400 V AC (TN-S)
	230/400 V AC (TT - only in use with RCD)
Nominal frequency f_N	50 Hz (60 Hz)
Maximum continuous voltage U_C	264 V AC
Rated load current I_L	26 A (30 °C)
Residual current I_{PE}	≤ 5 μA
Nominal discharge current I_n (8/20) μs	3 kA
Standby power consumption P_C	≤ 2 VA (at U_{REF})
	≤ 2.2 VA (at U_C)
Reference test voltage U_{REF}	255 V AC
Combination wave U_{OC}	6 kV
Voltage protection level U_p (L-N)	≤ 1.4 kV
Voltage protection level U_p (L-PE)	≤ 1.5 kV
Voltage protection level U_p (N-PE)	≤ 1.5 kV
TOV behavior at U_T (L-N)	440 V AC (5 s / withstand mode)
	440 V AC (120 min / withstand mode)
TOV behavior at U_T (L-PE)	440 V AC (5 s / withstand mode)
	440 V AC (120 min / withstand mode)

Type 3 surge protection device - PLT-SEC-T3-3S-230-FM - 2905230

Technical data

Protective circuit

	1455 V AC (200 ms / safe failure mode)
TOV behavior at U_T (N-PE)	1200 V AC (200 ms / safe failure mode)
Response time t_A (L-N)	≤ 25 ns
Response time t_A (L-PE)	≤ 100 ns
Response time t_A (N-PE)	≤ 100 ns
Short-circuit current rating I_{SCCR}	1.5 kA AC
Max. backup fuse with branch wiring	not required
Maximum backup fuse for through wiring	25 A (gG / B / C)

Indicator/remote signaling

Switching function	N/C contact
Operating voltage	250 V AC
	125 V DC (200 mA DC)
Operating current	3 A AC
	1 A DC (30 V DC)
Connection method	Screw connection
Conductor cross section flexible	0.2 mm ² ... 2.5 mm ²
Conductor cross section solid	0.2 mm ² ... 4 mm ²
Conductor cross section AWG	24 ... 12
Screw thread	M3
Tightening torque	0.8 Nm
Stripping length	8 mm

Connection data

Connection method	Screw connection
Conductor cross section flexible	0.2 mm ² ... 2.5 mm ²
Conductor cross section solid	0.2 mm ² ... 4 mm ²
Conductor cross section AWG	24 ... 12
Screw thread	M3
Tightening torque	0.8 Nm
Stripping length	8 mm

Standards and Regulations

Standards/specifications	IEC 61643-11 2011
	EN 61643-11 2012

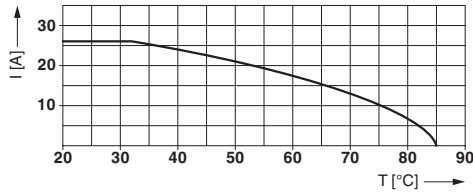
Environmental Product Compliance

REACH SVHC	Lead 7439-92-1
China RoHS	Environmentally Friendly Use Period = 50
	For details about hazardous substances go to tab "Downloads", Category "Manufacturer's declaration"

Drawings

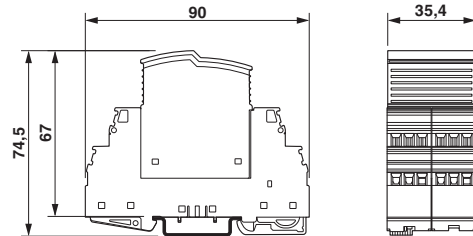
Type 3 surge protection device - PLT-SEC-T3-3S-230-FM - 2905230

Diagram




Nominal current depending on ambient temperature

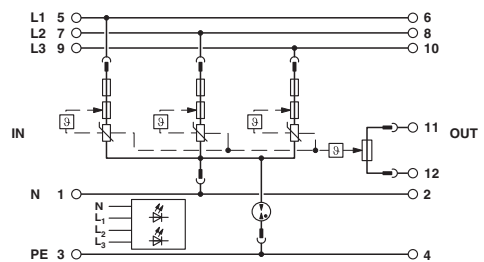
Dimensional drawing



Product drawing



Circuit diagram



Approvals

Approvals

Approvals

EAC

Ex Approvals

Approval details

EAC



RU C-
DE.A*30.B01561

Phoenix Contact 2018 © - all rights reserved
<http://www.phoenixcontact.com>

PHOENIX CONTACT GmbH & Co. KG
Flachsmarktstr. 8
32825 Blomberg
Germany
Tel. +49 5235 300
Fax +49 5235 3 41200
<http://www.phoenixcontact.com>