


ENGAGEMENT FIGURE (50:1)



NOTE) 1 . ALL LEAD CO-PLANARITY SHALL BE 0.08mm MAX
 2 . CONTACT PLATING SPECIFICATIONS
 CONTACT AREA : GOLD 0.05 μm MIN
 SMT LEAD : GOLD 0.05 μm MIN
 UNDERPLATING : NICKEL 1 μm MIN
 (SURFACE : SEALING)

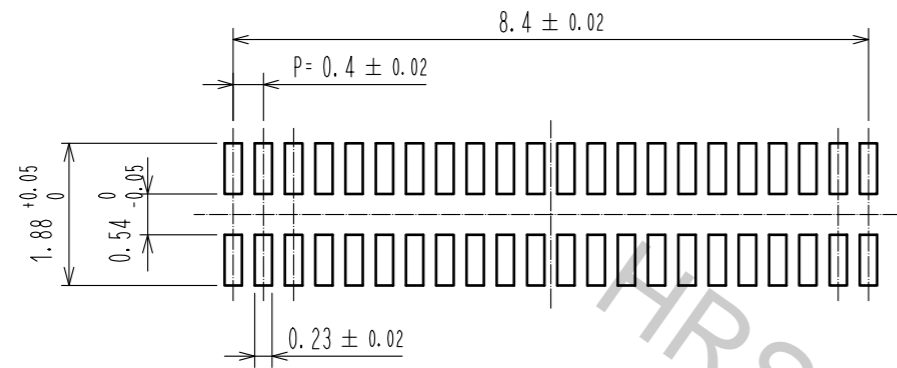
3 . HRS MARK AND CAV No. ARE INDICATED IN APPROX POSITION SHOWN.
 4 . A PART OF THE WALL COULD BE NOTCHED.

NO.	MATERIAL	FINISH . REMARKS	NO.	MATERIAL	FINISH . REMARKS
3	PS	CLEAR (ENBOSSED CARRIER TAPE)	6	PS	CLEAR (REINFORCEMENT COLLAR)
2	PHOSPHOR BRONZE	2	5	PS	BLACK (PLASTIC REEL)
1	LCP	UL94 V-0, BLACK	4	POLYESTER	CLEAR (COVER TAPE)

UNITS	SCALE	COUNT	DESCRIPTION OF REVISIONS	DESIGNED	CHECKED	DATE
mm	10:1	1	APPROVED : MO. ISHIDA 16.05.09			
			CHECKED : TS. MIYAZAKI 16.05.09			
			DESIGNED : NY. YAMASHIRO 16.05.09			
			DRAWN : SN. NUMAZAKI 16.04.28			

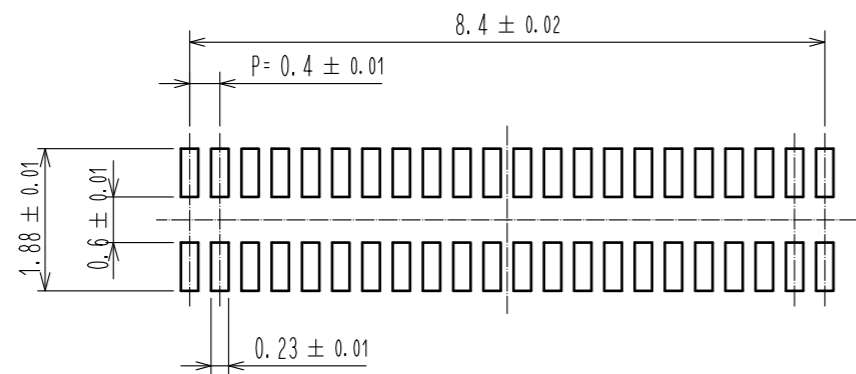
DRAWING NO.	EDC-324420-51-00
PART NO.	BM14C(0.8)-44DP-0.4V(51)
CODE NO.	CL684-8030-8-51

◆ RECOMMENDED PCB LAYOUT

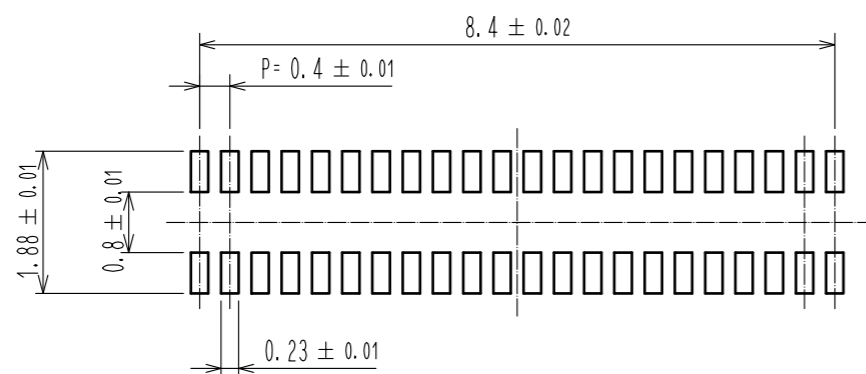


◆ RECOMMENDED METAL MASK DIMENSIONS

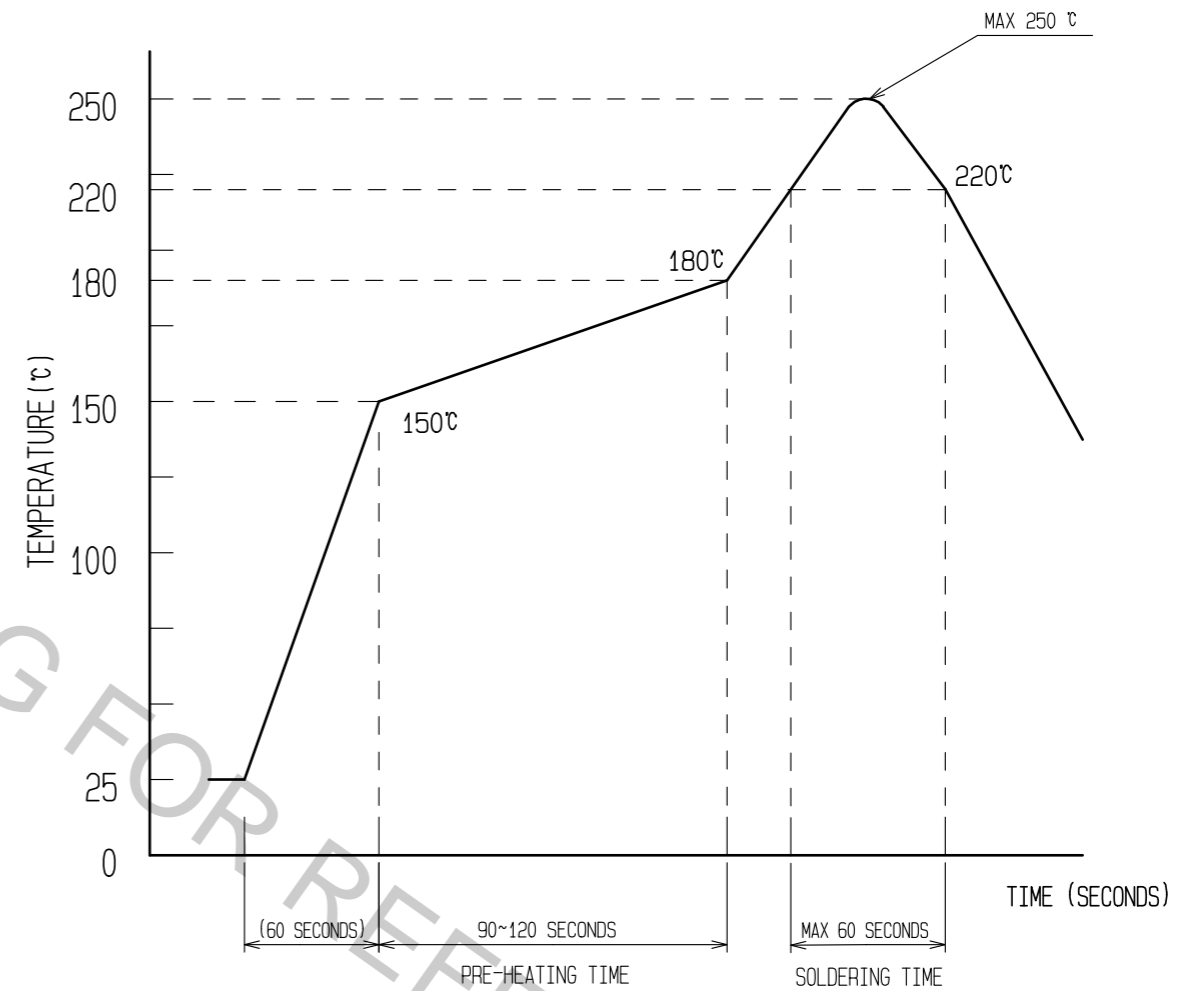
METAL MASK THICKNESS : 100 μm



METAL MASK THICKNESS : 120 μm



6 RECOMMENDED REFLOW TEMPERATURE PROFILE USING LEAD-FREE SOLDER PASTE.



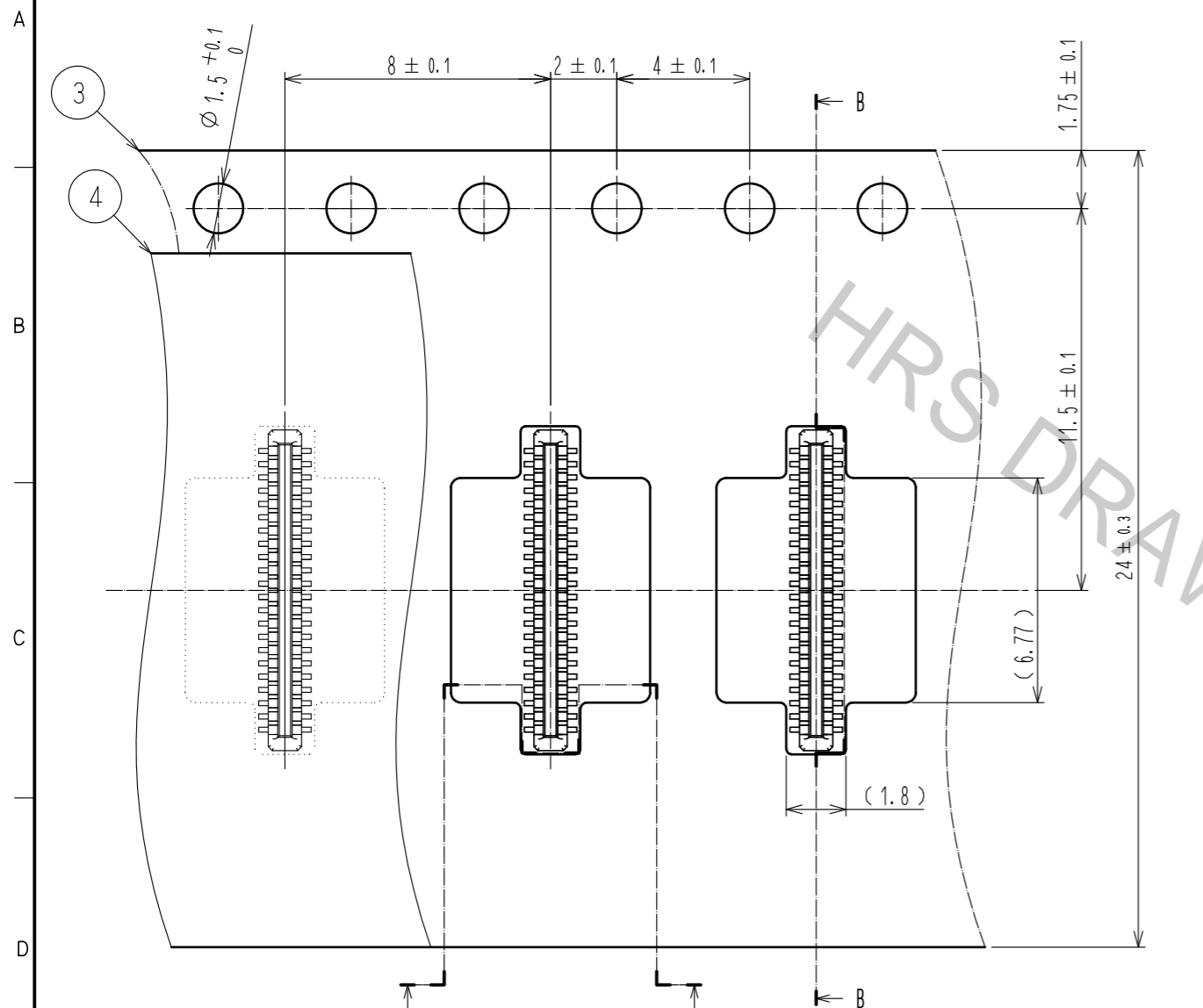
- REFLOW METHOD: IR REFLOW
 NUMBER OF REFLOW CYCLES: 2 CYCLES MAX.
 1) REFLOW TIME
 DURATION ABOVE 220°C, 60 SEC. MAX.
 (PEAK TEMPERATURE: 250°C MAX)
 2) PRE-HEAT TIME
 PRE-HEAT TEMPERATURE(MIN): 150°C
 PRE-HEAT TEMPERATURE(MAX): 180°C
 PRE-HEAT TIME: 90-120 sec.

6 THIS TEMPERATURE PROFILE IS PER THE CONDITIONS SHOWN ABOVE. ADDITIONAL FACTORS, SUCH AS SOLDER PASTE TYPE, PCB SIZE AND OTHER MOUNTED COMPONENTS COULD AFFECT THE PROFILE, THEREFORE, A THOROUGH EVALUATION OF MOUNTING CONDITION IS REQUIRED PRIOR TO PRODUCTION. TEMPERATURE IS MEASURED AT CONTACT LEAD.

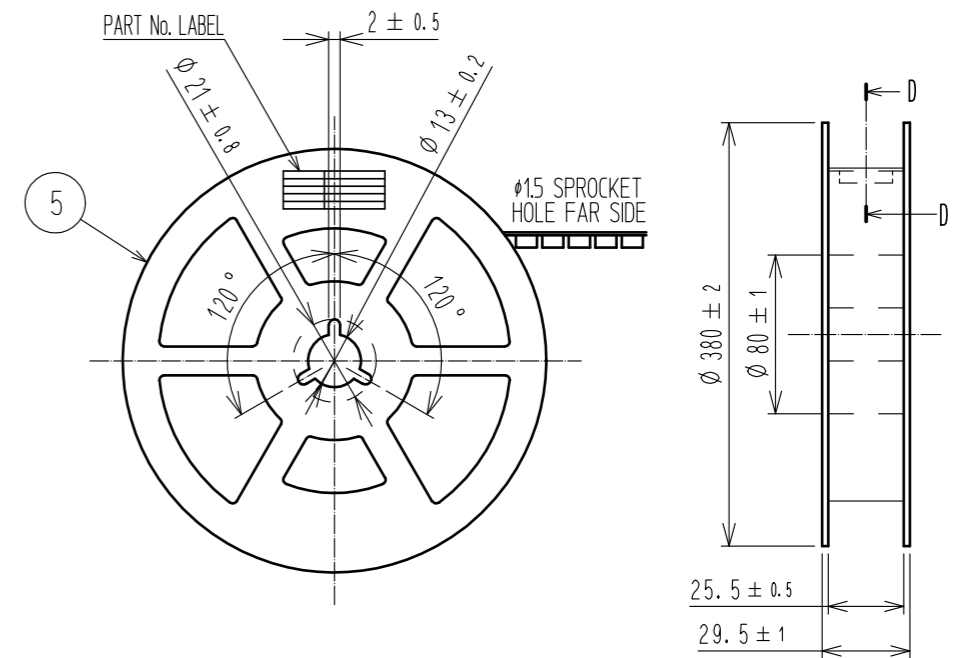
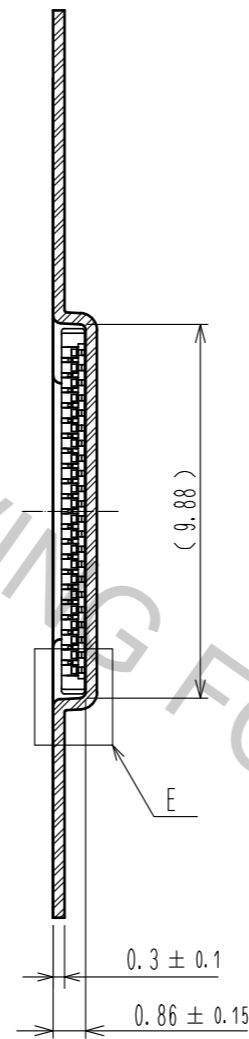
HRS	DRAWING NO.	EDC-324420-51-00
	PART NO.	BM14C(0.8)-44DP-0.4V(51)
	CODE NO.	CL684-8030-8-51

ENBOSSED CARRIER TAPE PACKAGING (5:1)

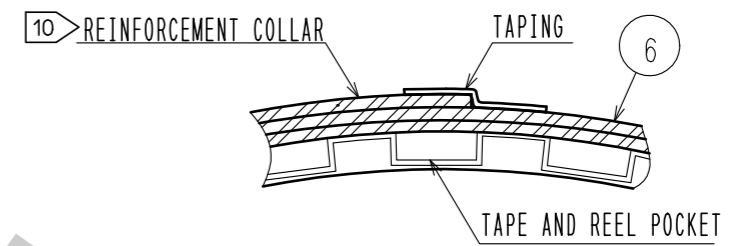
STYLE AND DIMENTION OF REEL (FREE)



B-B (5:1)



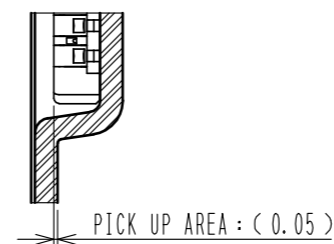
D-D (FREE)



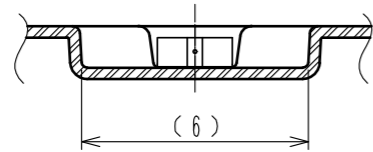
DETAIL OF PART No. LABEL

SUPPLIER	
QUANTITY	
PART No.	
CODE No.	
DATE OF MANUFACTURED	
製造年月日	** ** *
製品コード	CL684-8030-8-51
製品名	BM14C(0.8)-44DP-0.4V(51)
数量	8,000
納入者	ヒロセ電機(株)

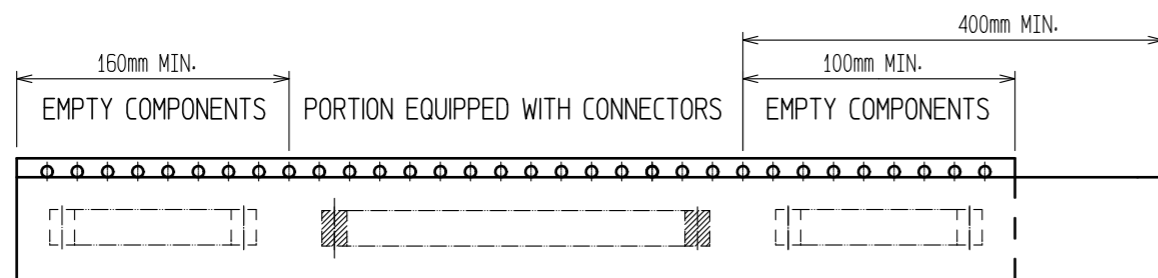
E(10:1)



C-C (5:1)



DIRECTION OF UNREELING



9 TAPING (FREE)

- 7. PER REEL 8000 CONNECTORS.
- 8. THE DIMENSIONS IN PARENTHESSES ARE FOR REFERENCE.
- 9. REFER TO JIS C 0806(PACKAGING OF COMPONENTS FOR AUTOMATIC HANDLING)
- 10. AFTER PACKAGING, ROLL 2 METERS OF THE REINFORCEMENT COLLAR TO OUTER CIRCUMFERENCE OF TAPE AND REEL POCKET, AND TAPE DOWN AT THE END THE COLLAR.

HRS	DRAWING NO.	EDC-324420-51-00
	PART NO.	BM14C(0.8)-44DP-0.4V(51)
	CODE NO.	CL684-8030-8-51
		△ 3/3