

Network cable - NBC- 5,0-94B/FS SCO US - 1408745


Please be informed that the data shown in this PDF Document is generated from our Online Catalog. Please find the complete data in the user's documentation. Our General Terms of Use for Downloads are valid (<http://download.phoenixcontact.com>)



Network cable, Ethernet, 8-position, PUR halogen-free, water blue RAL 5021, shielded, Free cable end, on Socket Straight M12 SPEEDCON / IP67, Coding: A, Cable length: 5 m



Key commercial data

Packing unit	1 PCE
GTIN	 4 046356 828611
Custom tariff number	85444210
Country of origin	GERMANY

Technical data

Dimensions

Length of cable	5 m
-----------------	-----

Ambient conditions

Degree of protection	IP65
	IP67

General data

Rated current at 40°C	2 A
Rated voltage	30 V
Number of positions	8
Signal type/category	Ethernet CAT5 (IEC 11801:2002) Ethernet CAT5e (TIA 568B:2001)
Standards/regulations	M12 plug-in connector IEC 61076-2-101

Characteristics head 1

Network cable - NBC- 5,0-94B/FS SCO US - 1408745

Technical data

Characteristics head 1

Head design	Free cable end
-------------	----------------

Characteristics head 2

Head design	Socket Straight M12 SPEEDCON / IP67
Coding	A (Standard)

Line characteristics

Cable type	Ethernet
Cable type (abbreviation)	94B
UL AWM style	20963 (80 °C / 60 V)
Signal type/category	Ethernet CAT5 (IEC 11801:2002)
	Ethernet CAT5e (TIA 568B:2001)
Cable structure	4x2xAWG26/7; SF/UTP
Conductor cross section	4x 2x 0.14 mm ²
AWG signal line	26
Conductor structure signal line	7x 0.16 mm
Core diameter including insulation	0.98 mm
Thickness, insulation	0.25 mm (signal line)
	1 mm (Outer cable sheath)
Wire colors	white/blue-blue, white/orange-orange, white/green-green, white/brown-brown
Twisted pairs	2 cores to the pair
Overall twist	4 pairs
Shielding	Aluminum-coated foil, tinned copper braided shield
Optical shield covering	70 %
External sheath, color	water blue RAL 5021
External cable diameter D	6.4 mm ± 0.2 mm
Smallest bending radius, fixed installation	25.6 mm
Smallest bending radius, movable installation	51.2 mm
Tensile strength short-term/long-term	≤ 100 N
Cable weight	47 kg/km
Outer sheath, material	PUR
Material conductor insulation	PE
Conductor material	Bare Cu litz wires
Insulation resistance	≥ 500 MΩ*km (at 20 °C)
Conductor resistance	≤ 290 Ω/km (at 20 °C)
Working capacitance	48 nF (At 1 kHz)
Wave impedance	100 Ω ± 5 Ω (At 100 MHz)
Signal runtime	5.3 ns/m

Network cable - NBC- 5,0-94B/FS SCO US - 1408745

Technical data

Line characteristics

Coupling resistance	≤ 100.00 mΩ/m (At 10 MHz)
Nominal voltage, cabel	≤ 100 V (at 20 °C)
	300 V (Outer cable sheath)
Test voltage Core/Core	700 V (50 Hz, 1 min.)
Test voltage Core/Shield	700 V (50 Hz, 1 min.)
Flame resistance	IEC 60332-1-2
Halogen-free	According to IEC 60754-1
Resistance to oil	in accordance with DIN EN 60811-2-1
Ambient temperature (operation)	-40 °C ... 80 °C (cable, fixed installation)
	-20 °C ... 80 °C (cable, flexible installation)
Ambient temperature (installation)	-20 °C ... 80 °C
Ambient temperature (storage/transport)	-20 °C ... 80 °C

Classifications

eCl@ss

eCl@ss 4.0	27060306
eCl@ss 4.1	27060306
eCl@ss 5.0	27061801
eCl@ss 5.1	27061801
eCl@ss 6.0	27061801
eCl@ss 7.0	27060308

ETIM

ETIM 3.0	EC001855
ETIM 4.0	EC002599
ETIM 5.0	EC002599

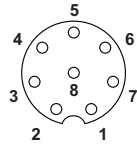
UNSPSC

UNSPSC 6.01	31251501
UNSPSC 7.0901	31251501
UNSPSC 11	31251501
UNSPSC 12.01	31251501
UNSPSC 13.2	31251501

Drawings


Network cable - NBC- 5,0-94B/FS SCO US - 1408745

Schematic diagram



Pin assignment M12 socket, 8-pos., A-coded, view female side

Cable cross section



Ethernet [94B]

Dimensioned drawing



M12 x 1 socket, straight, shielded

Network cable - NBC- 5,0-94B/FS SCO US - 1408745

Circuit diagram

