


Super Heterodyne Receiver Module

Features

- Complete RF Receiver
- ASK Demodulation
- PLL Enhanced Noise immunity
- CMOS / TTL Output
- Stable Operating Frequency
- Sleep Mode 0.5 μ A
- 3V–5Vdc Operating Voltage
- Low Power Consumption
- High sensitivity
 - -110Bm @315MHz
 - -110dBm @433MHz



Applications

- Wireless Security Systems
- Car Alarms
- Remote Gate Controls
- Remote Sensing
- Data Capture
- Sensor Reporting

General Description

The RF Solutions AM Super heterodyne receivers are compact modules, which can be used to capture un-decoded data from any equivalent AM Transmitter

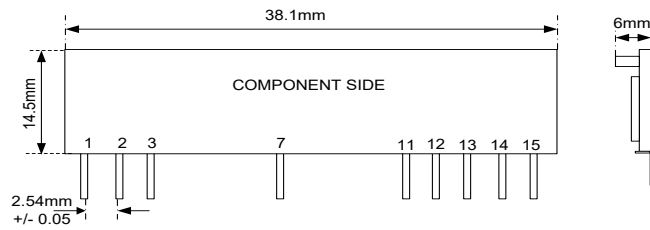
The module exhibits extremely stable electronic characteristics with no adjustable components and very reliable operation. The modules are compatible with RF solutions Ltd. range of AM transmitter to provide a complete Radio Link.

Ordering Information

Part Number	Description
AM-RX12E-433	SIL AM Transmitter Module 433.92MHz
AM-RX12A-433	SIL AM Transmitter Module 433.92MHz

Pin Descriptions (AM-RX12E-433)

Pin	Description
1, 12	Supply Voltage
2, 7, 11	Ground
3	External Antenna
14	Data Output
15	Power Down GND = Standby Mode 5V = Normal Operation



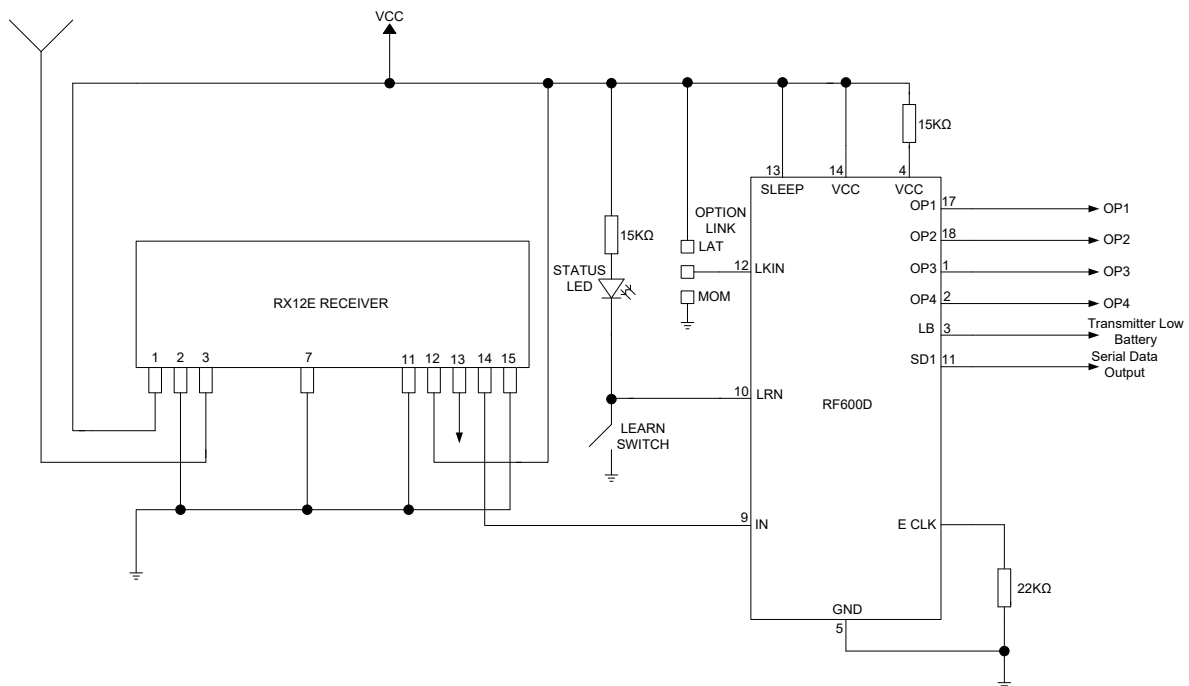
NOTES
 Pins on 0.1" pitch
 Pin Dims : 0.6 x 0.02mm
 Pin Length: 6mm +/-0.2
 Recommended PCB hole: Ø 0.65 – 0.7mm

Electrical Characteristics

Ambient temp = 25°C unless otherwise stated.

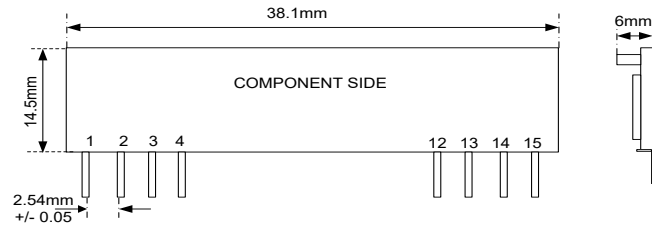
Characteristic	Min	Typical	Max	Dimensions
Supply Voltage	3	5	5.5	Vdc
Supply Current		6		mA
Standby Current (PD=+Vcc)		0.5		µA
RF Sensitivity (Vcc=5V, 1Kbps AM 99% Square wave modulation)		-110		dBm @433MHz
Working Frequency		433.92		MHz
Operating Temperature Range	-40		+85	°C

Typical Application



Pin Descriptions (AM-RX12A-433)

Pin	Description
1	ANT
2,3,8	Ground
4,5	Vcc
6,7	Data Output

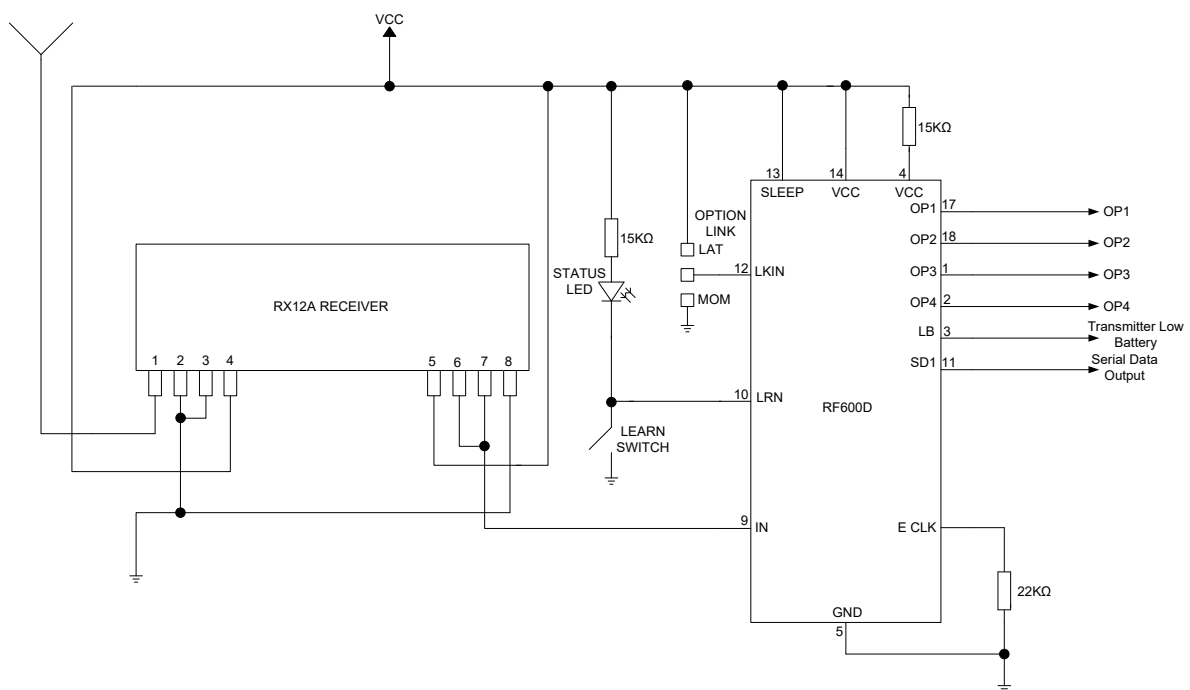


NOTES
 Pins on 0.1" pitch
 Pin Dims : 0.6 x 0.02mm
 Pin Length: 6mm +/-0.2
 Recommended PCB hole: Ø 0.65 – 0.7mm

Electrical Characteristics

Ambient temp = 25°C unless otherwise stated.


Characteristic	Min	Typical	Max	Dimensions
Supply Voltage	3	5	5.5	Vdc
Supply Current		6		mA
Standby Current (PD=+Vcc)		0.5		µA
RF Sensitivity (Vcc=5V, 1Kbps AM 99% Square wave modulation)		-110		dBm @433MHz
Working Frequency		433.92		MHz
Operating Temperature Range	-40		+85	°C



RF Meter

RF Multi Meter is a versatile handheld test meter checking Radio signal strength or interference in a given area.

The Multi-Meter can both transmit and receive signals making it possible to test an installation location for suitability before installing equipment. The Multi-Meter is very hard wearing, long lasting and simple to use. It has 4 selectable frequencies, changeable at the touch of a button. It also has an auto shut off feature for battery saving.



RF Solutions Ltd. Recycling Notice

Meets the following EC Directives:

DO NOT

Discard with normal waste, please recycle.



ROHS Directive 2002/95/EC

Specifies certain limits for hazardous substances.



WEEE Directive 2002/96/EC

Waste electrical & electronic equipment. This product must be disposed of through a licensed WEEE collection point. RF Solutions Ltd., fulfills its WEEE obligations by membership of an approved compliance scheme.

Waste Batteries and Accumulators Directive 2006/66/EC

Where batteries are fitted, before recycling the product, the batteries must be removed and disposed of at a licensed collection point.

Environment Agency producer registration number:

WEE/JB0104WV.

Disclaimer:

Whilst the information in this document is believed to be correct at the time of issue, RF Solutions Ltd does not accept any liability whatsoever for its accuracy, adequacy or completeness. No express or implied warranty or representation is given relating to the information contained in this document. RF Solutions Ltd reserves the right to make changes and improvements to the product(s) described herein without notice. Buyers and other users should determine for themselves the suitability of any such information or products for their own particular requirements or specification(s). RF Solutions Ltd shall not be liable for any loss or damage caused as a result of user's own determination of how to deploy or use RF Solutions Ltd's products. Use of RF Solutions Ltd products or components in life support and/or safety applications is not authorised except with express written approval. No licences are created, implicitly or otherwise, under any of RF Solutions Ltd's intellectual property rights. Liability for loss or damage resulting or caused by reliance on the information contained herein or from the use of the product (including liability resulting from negligence or where RF Solutions Ltd was aware of the possibility of such loss or damage arising) is excluded. This will not operate to limit or restrict RF Solutions Ltd's liability for death or personal injury resulting from its negligence.