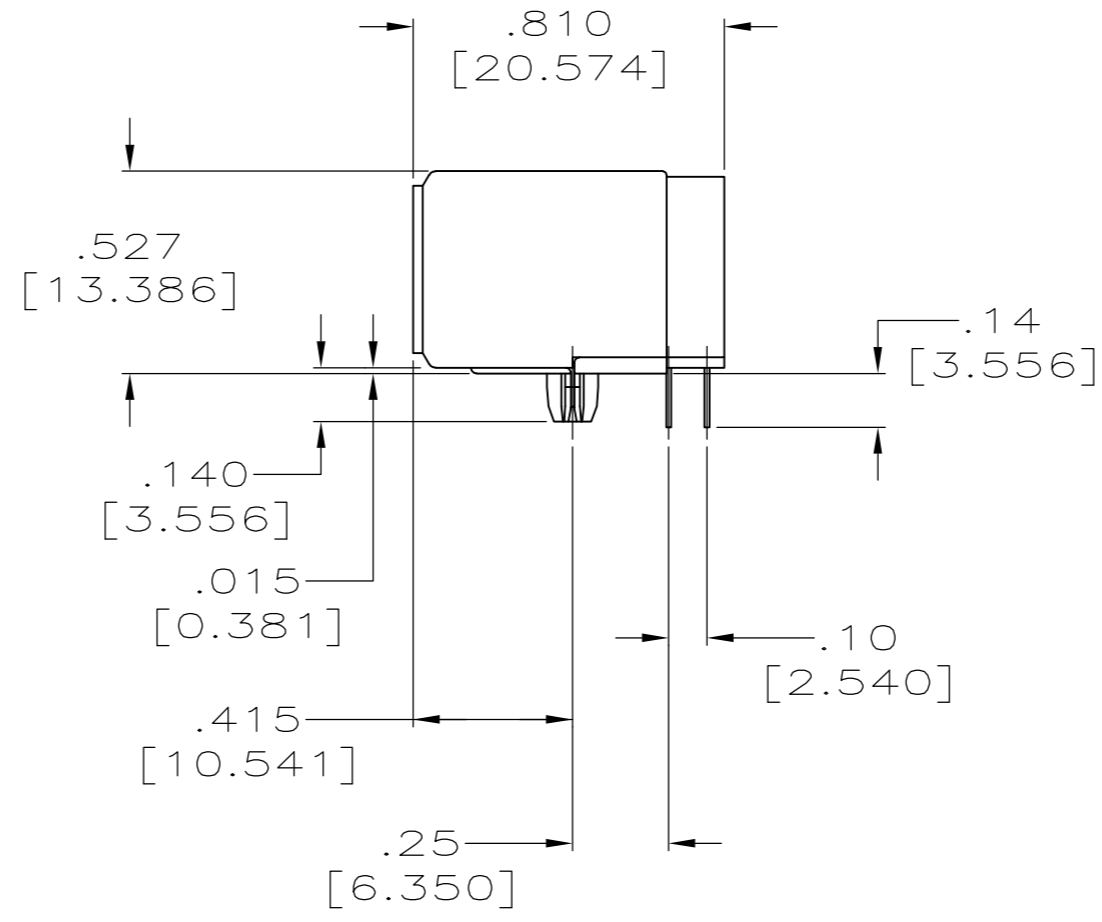
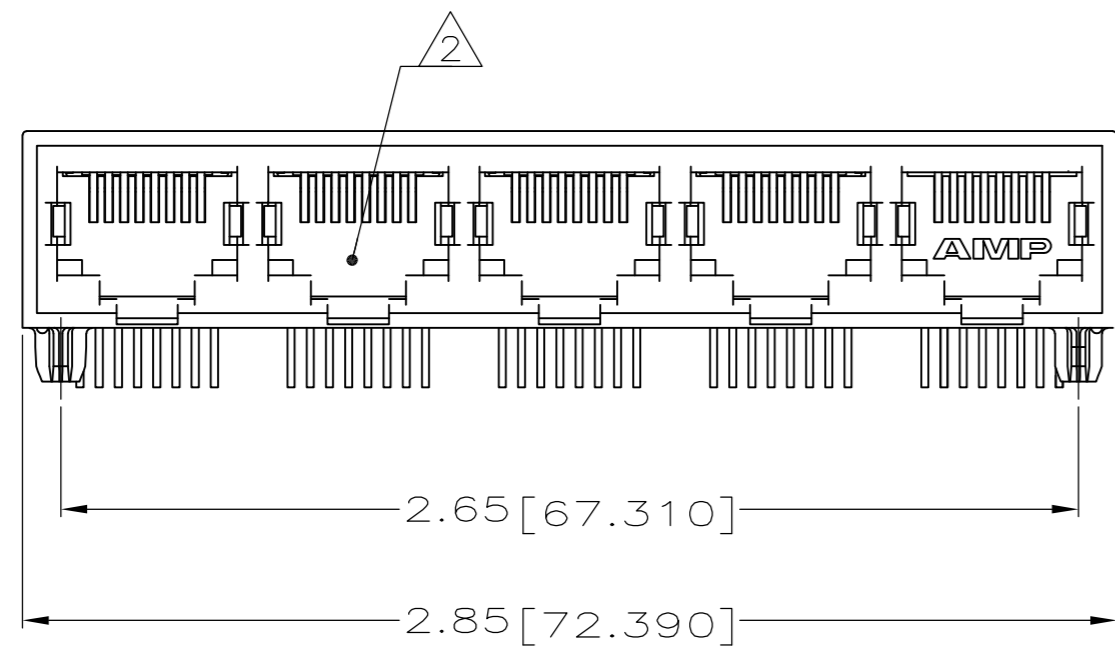
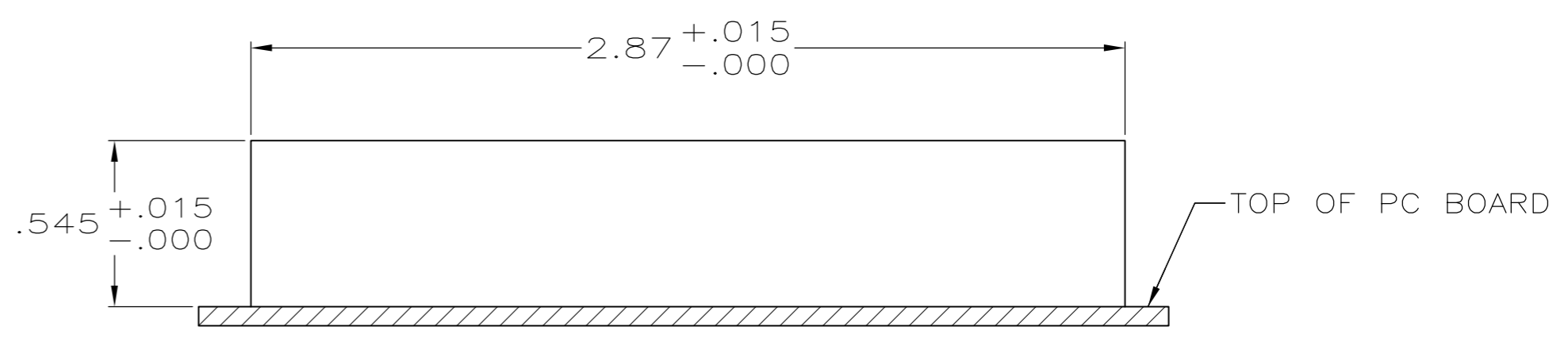
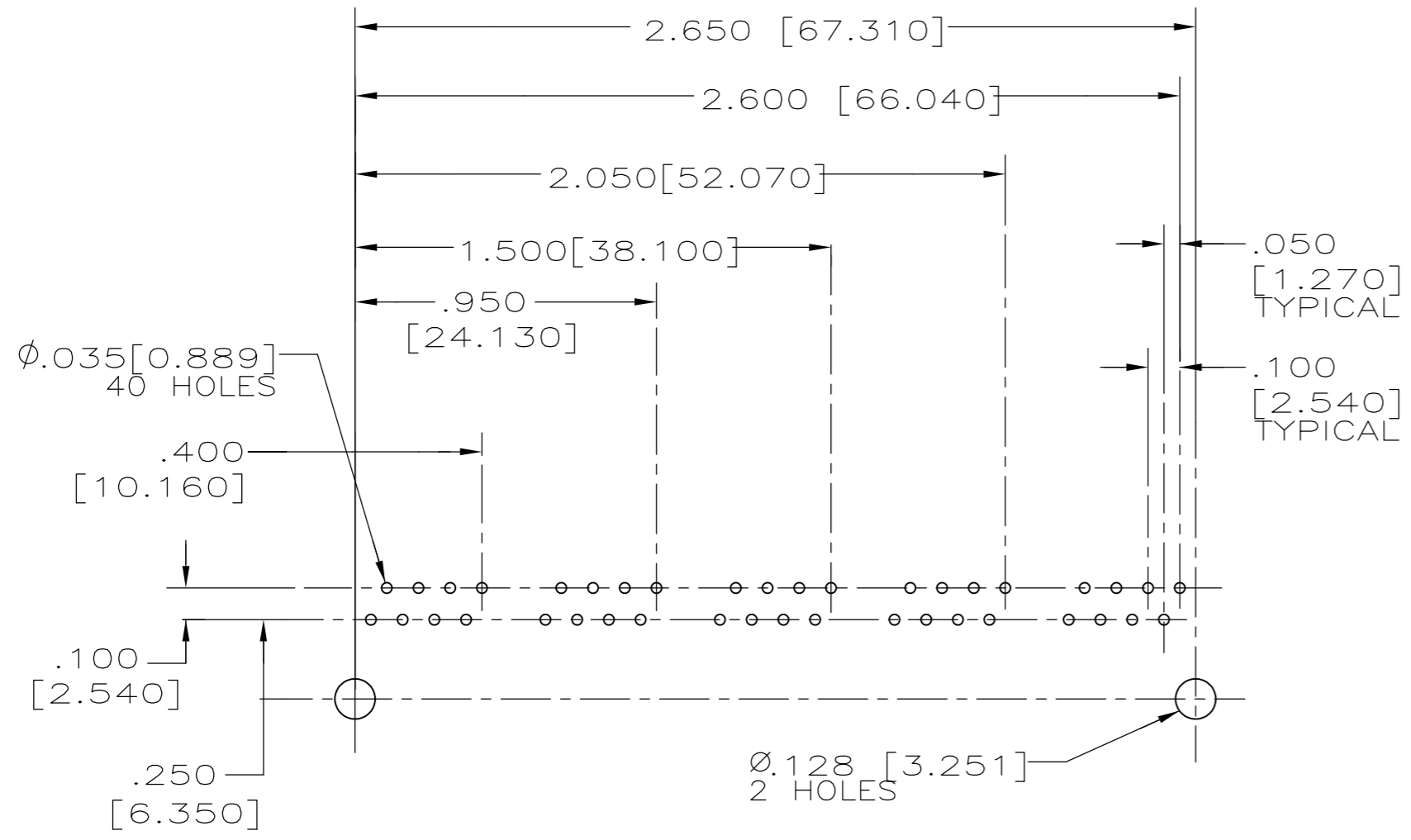


THIS DRAWING IS UNPUBLISHED. RELEASED FOR PUBLICATION  
 © COPYRIGHT BY TYCO ELECTRONICS CORPORATION. ALL RIGHTS RESERVED.

LOC	DIST	REVISIONS			
P	LTR	DESCRIPTION	DATE	DWN	APVD
AA	22	A1	ECO-11-007290	08APR2011	JJ MQW



- 1. MATERIAL:HOUSING-HTN NYLON, BLACK, UL 94V-0. TERMINALS-.013[0.33] THICK PHOS BRONZE PLATED WITH .000050 [1.27μm] THICK HARD GOLD IN LOCALIZED AREA AND .000150 [3.18μm] THICK MATTE TIN IN SOLDER AREA OVER .000050 [1.27μm] THICK NICKEL UNDERPLATE.
- 2. JACK CAVITY CONFORMS TO FCC RULES AND REGULATIONS, PART 68 SUBPART F.
- 3. ALL DIMENSIONS SHOWN ARE NOMINAL UNLESS OTHERWISE SPECIFIED.
- 4. ALL DIMENSIONS SHOWN IN BRACKETS [ ] ARE IN MILLIMETERS.



SUGGESTED PANEL CUTOUT

SUGGESTED PC BOARD LAYOUT  
 COMPONENT SIDE  
 SEE APPLICATION SPECIFICATION

5557563-1  
 PART NO.

THIS DRAWING IS A CONTROLLED DOCUMENT.		DWN G. ATTADIA - DOCK5 10JUN2005	<b>tyco</b> Tyco Electronics Corporation Harrisburg, PA 17105-3608	
DIMENSIONS: inches [mm]		CHK J. WESTMAN 10JUN2005	NAME S. FLICKINGER	
TOLERANCES UNLESS OTHERWISE SPECIFIED: 0 PLC ± - 1 PLC ± - 2 PLC ± .01[0.254] 3 PLC ± .005[0.127] 4 PLC ± - ANGLES ± - FINISH		APVD S. FLICKINGER 10JUN2005	PRODUCT SPEC 108-1392	
MATERIAL		APPLICATION SPEC 114-2048	SIZE A2	CAGE CODE 00779
		WEIGHT -	DRAWING NO C=5557563	RESTRICTED TO -
CUSTOMER DRAWING			SCALE 2:1	SHEET 1 OF 1
			REV A1	