Alle Rechte vorbehalten/ All rights reserved

X
Lochbild
board drillings

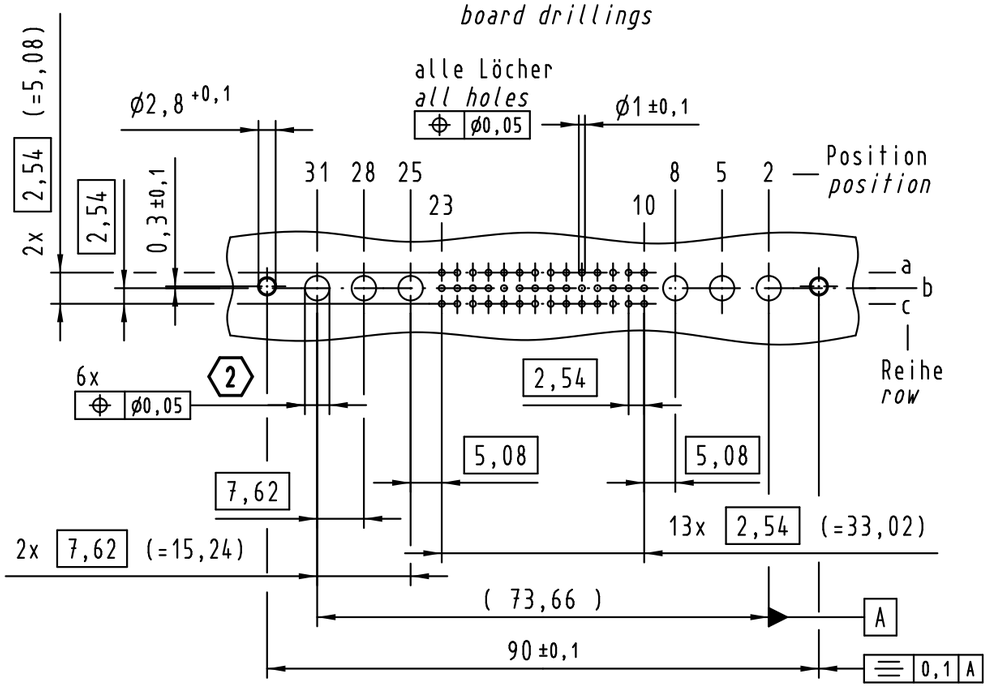

X
Kontaktanordnung
contact arrangement

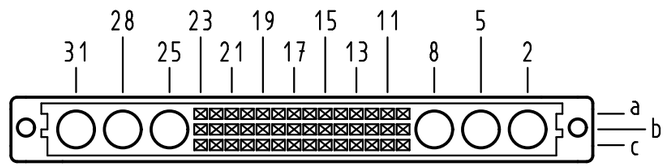

42 Einlöt Kontakte
42 solder contacts

⊠ = Einlöt Kontakt
= *solder contact*

□ = Kontaktposition nicht belegt
= *position without contact*

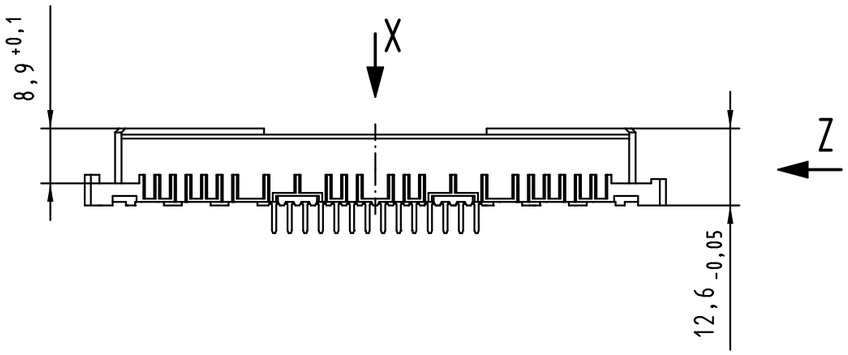

Z (2:1)

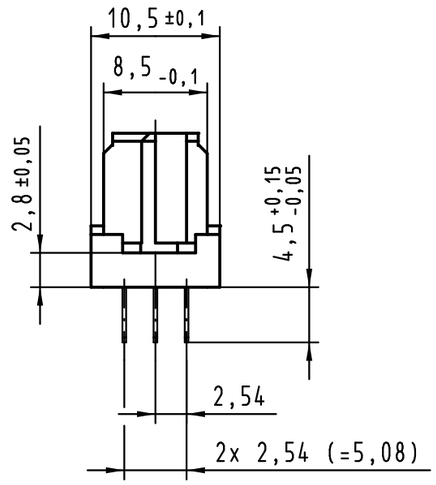

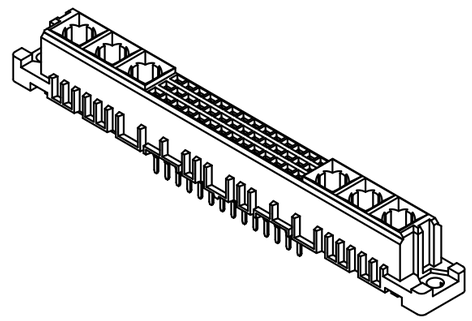

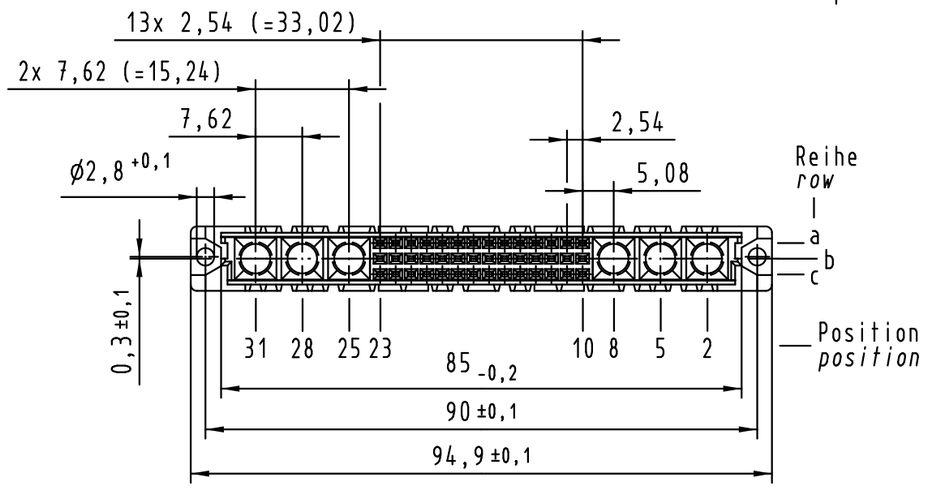

(2) Lochdurchmesser ist auf den jeweiligen Kontakt abzustimmen
hole diameter is to be co-ordinated with the respective contact

(1) weitere Informationen siehe: DS 09 03 210 00 01
further information see: DS 09 03 210 00 01

09 03 242 6865	2
Bestell-Nr. *part-no.*	Anforderungsstufe *performance level* (1)

All Dimensions in mm
Original Size DIN A 3

Techn. Character.

Nicht tolerierte Maße/ *Free size tolerances*
IEC 60603-2

	Dat.	Name	Maßstab/*Scale*
Detail.	16.07.04	Hage.	1:1
Insp.	16.07.04	Sch.	
Stand.			

Mod.	Dat.	Name
36414	25.07.11	Hage.
31344		

HARTING Electronics GmbH & Co. KG
D-32339 ESPELKAMP

har-bus M42 flat Federleiste
Einlöt 4,5 , 42-polig
har-bus M42 flat female connector
solder 4.5 , 42-pole

TB 09 03 242 x865

Sub.

Blatt/ *page*