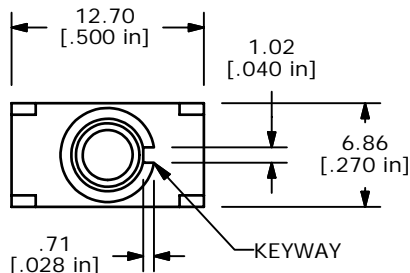
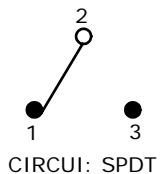


P.C. MOUNTING

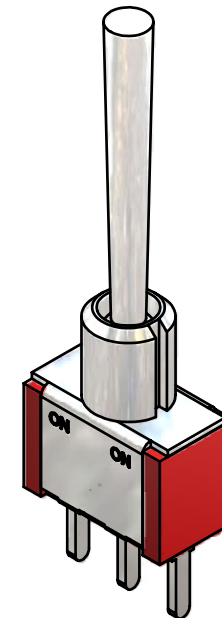
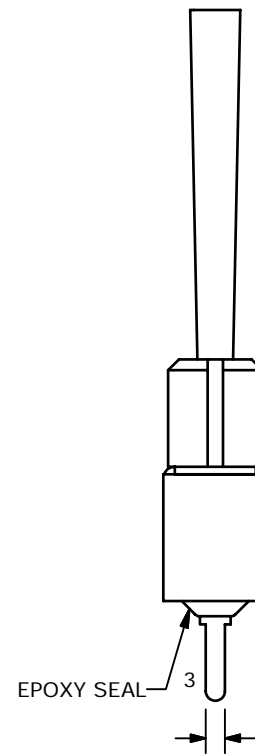
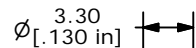
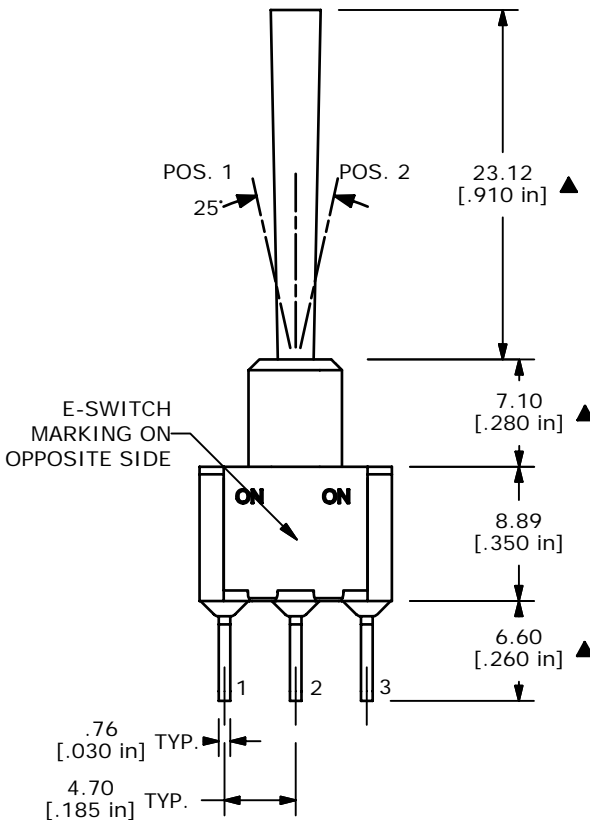


SWITCH FUNCTION		
POS. 1	POS. 2	POS. 3
ON	NONE	ON
2-3	OPEN	2-1



NOTE:

1. ALL DIMENSIONS IN MM [INCH]
2. GENERAL TOLERANCE: X.X=±0.4
X.XX=±0.25
3. TERMINAL NUMBERS FOR REF ONLY
- ▲4. PLATING MATERIAL: SILVER
5. RATING: 5 AMPS @ 120VAC OR 28VDC
2 AMPS @ 250VAC
6. ELECTRIC LIFE: 40,000 MAKE-AND-BREAK CYCLES AT FULL LOAD.
7. INSULATION RESISTANCE: 1,000 MEGA OHM MIN.
8. DIELECTRIC STRENGTH: 1,000 V RMS @SEA LEVEL.
9. OPERATING TEMP.: -30°C to 85°C
10. ▲ DENOTES CRITICAL PARAMETER.
11. 2002/95/EC (ROHS) COMPLIANT



ISOMETRIC



B	17243	FIXED DIM,NOTES	5/2/07	TN
A	14623	RELEASED FOR PRODUCTION	1/13/05	TN
REV	PCR NO	DESCRIPTION	DATE	BY

TITLE 100SP1T5B4M2QE				
SCALE	DATE	DR	DWG	REV
2:1	5/2/2007	TN	T111042	B

THE INFORMATION CONTAINED IN THIS DOCUMENT IS PROPRIETARY TO E-SWITCH AND IS NOT TO BE COPIED OR TRANSFERRED