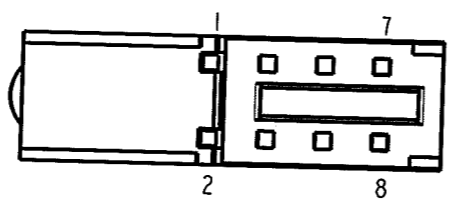
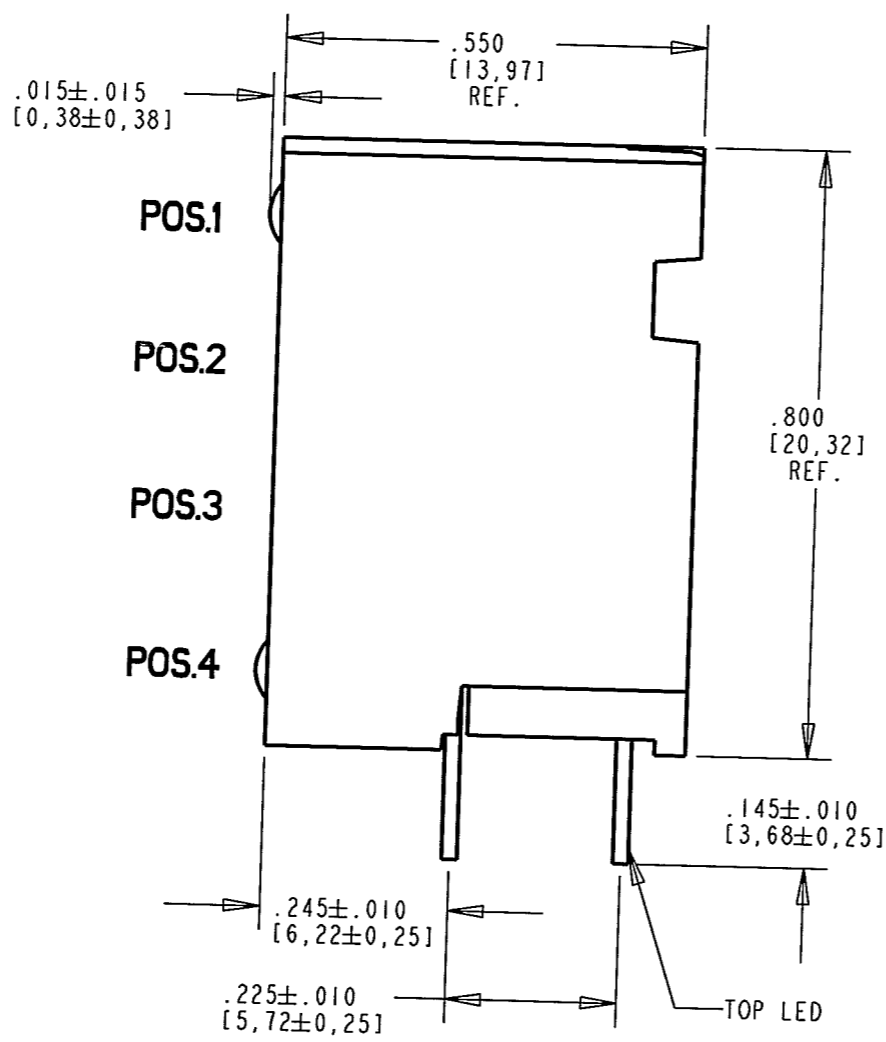
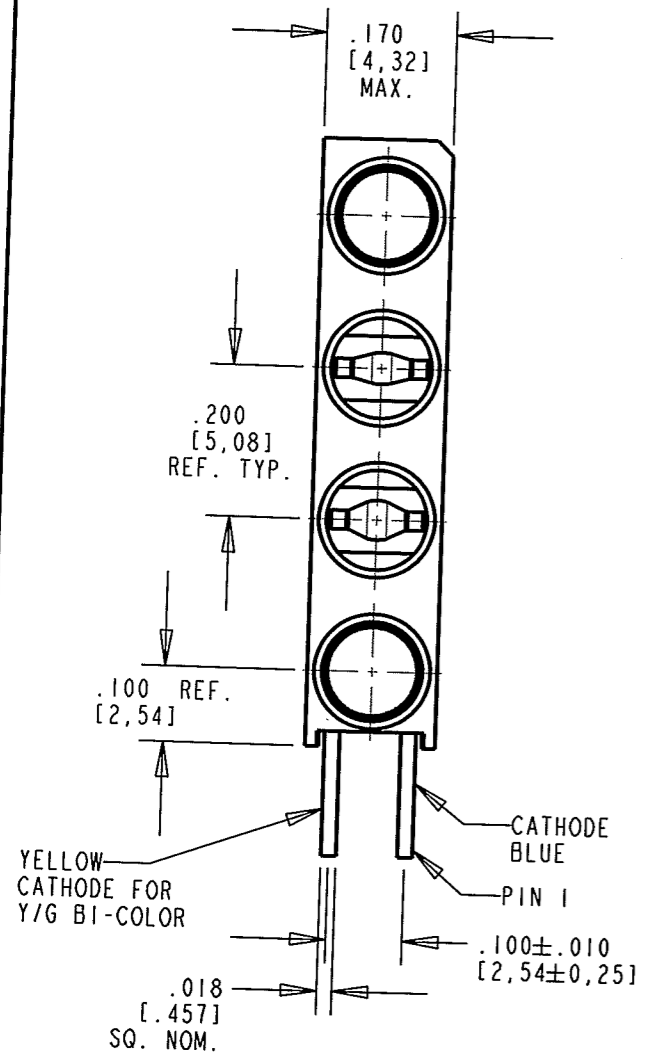


LED COLOR			
POS. 1	POS. 2	POS. 3	POS. 4
Y/G BI-COLOR	** BLANK **	** BLANK **	BLUE

REV	ECN NO	REVISIONS	DRN	CKD	APP	DATE
A		NEW RELEASE	KLJ	m.e.	1/8	4/4/08



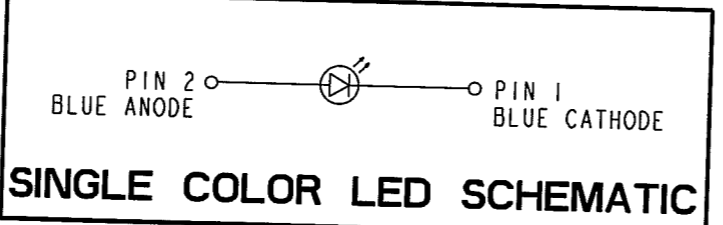
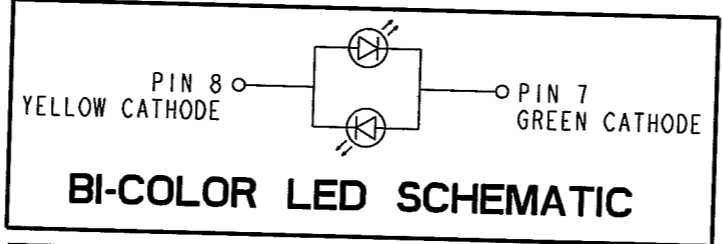
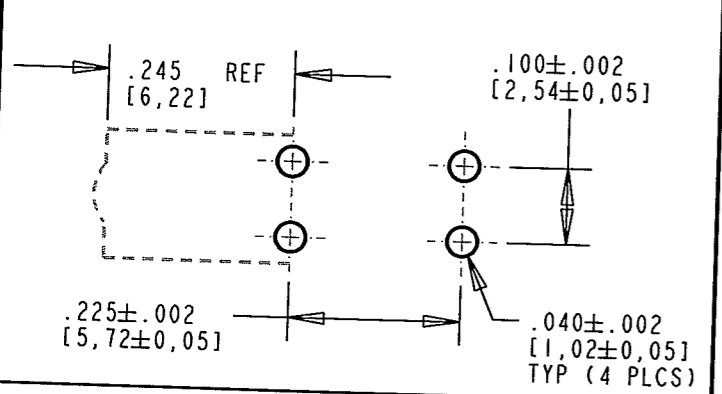
OPERATING CHARACTERISTICS AT 25°C AMBIENT								
CHARACTERISTICS	POSITION	COLOR	MIN	TYP	MAX	UNITS	TEST CONDITIONS	
LUMINOUS INTENSITY	1	GREEN	2.5	6.3		mcd	I _F = 10 mA	
		YELLOW	2.5	4.3				
	4	BLUE	7.1	12.5	18.0			
FORWARD VOLTAGE	1	GREEN		2.1	2.8	V	I _F = 20 mA	
		YELLOW		2.1	2.8			
	4	BLUE		3.5	4.1			I _F = 10 mA
PEAK WAVELENGTH	1	GREEN		565		nm		
		YELLOW		585				
	4	BLUE		428				
DOMINANT WAVELENGTH	1	GREEN		569		nm		
		YEL (Y3)	585		589			
	YEL (Y2)	583		587				
	4	BLUE	460	465	470			
VIEWING ANGLE (2 θ 1/2)	1	GREEN		80		Degree		
		YELLOW		80				
	4	BLUE		70				

ABSOLUTE MAXIMUM RATINGS AT 25°C AMBIENT				POS. 1		POS. 4	UNITS
		GREEN	YELLOW	BLUE			
POWER DISSIPATION		100	60	90		mW	
DERATE LINEARLY FROM 50 °C		0.4	0.25	0.44		mA/°C	
CONTINUOUS FORWARD CURRENT		30	20	20		mA	
LEAD SOLDERING TEMPERATURE, 5 SEC., 1/16" FROM BODY		260				°C	
OPERATING TEMPERATURE		-55 TO +100				°C	
STORAGE TEMPERATURE		-55 TO +100				°C	

RoHS COMPLIANT 568-0714-814F

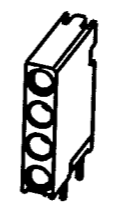
Part Numbers with the "F" suffix ending are RoHS Compliant. Packaging is marked with "RoHS Compliant" label or equivalent markings. Parts can be wave soldered, dip soldered or hand soldered using typical lead-free soldering process with max 260°C temp. for 5 sec.

RECOMMENDED HOLE PATTERN GAUGE



NOTES:

- LED LEAD DIMENSIONS SHOWN ARE MEASURED AT HOUSING EXIT.
- LEADS TO FIT INTO HOLES SPACED AS PER PATTERN.
- PLATING INFORMATION:
Y/G LED: 30.0-50.0µm TIN (Sn) ON 20.0µm NICKEL (Ni) OVER COPPER (Cu)
BLUE LED: 8.0µm TIN (Sn) ON 0.5-1.0µm NICKEL (Ni) ON 2.0µm SILVER (Ag) OVER COPPER (Cu)
- PIN NUMBERS FOR REFERENCE ONLY, DESIGNATION NON-EXISTENT ON PART.
- DIALIGHT PART NUMBER: 568-0714-814F.
- THIS ASSEMBLY CONTAINS ELECTROSTATIC DISCHARGE SENSITIVE DEVICES (ESDS). MAINTAIN ALL PRECAUTIONARY MEASURES DURING ASSEMBLY, HANDLING, AND STORAGE IN ACCORDANCE WITH IPC-A-610.



SCALE 1.000



ATTENTION:
OBSERVE PRECAUTIONS FOR HANDLING ELECTROSTATIC SENSITIVE DEVICES

THIS DRAWING AND THE CONTENTS HEREIN ARE CONFIDENTIAL AND THE SOLE PROPERTY OF DIALIGHT. REPRODUCTION OF THIS DRAWING OR CONSTRUCTION OF ANY PARTS WITHIN THIS DRAWING ARE FORBIDDEN WITHOUT THE WRITTEN CONSENT OF DIALIGHT.

SCALE: 4.000 ALL DIM'S IN: INCHES (MM)	DRAWING NUMBER C-17601	REV A
TOLERANCES: UNLESS OTHERWISE SPECIFIED FRACTIONS: ±1/64 DECIMALS (.XX): ±.01 DECIMALS (.XXX): ±.005 DECIMALS (.XXXX): ±.0005 ANGLES: ±1°	TITLE Y/G AND BLUE QUAD HIGH CBI BLOCK RoHS COMPLIANT	
FINISH:	MATERIAL	
FSCM 83330	Dialight 1501 ROUTE 34 SOUTH FARMINGDALE, NJ 07727	
SHEET 1 OF 1 FAMILY TABLE:		