




PART No. EN4SD483616SSWH


For more information visit
www.hammfg.com

Data subject to change without notice
Isometric drawing Not to Scale




TOP VIEW

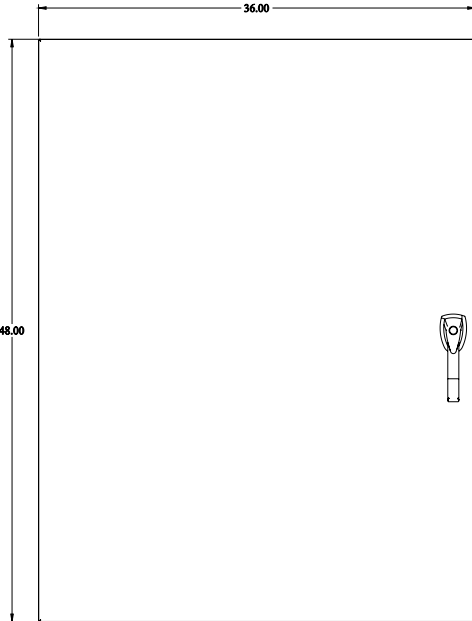
36.00



BACK VIEW




LEFT SIDE VIEW



FRONT VIEW

48.00



RIGHT SIDE VIEW

16.00



BOTTOM VIEW