

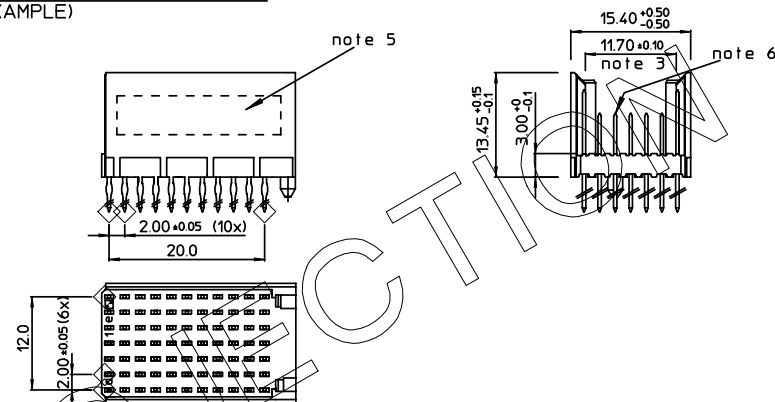
GEN. ST.	01	02	03	04	05	06	07	08	0D	50	60	70	80	90																	
INT. ST.	10	11	12	13	14	18	20	31	32	33	34	38	39	40	42	43	44	45	46	48	56	70	72	73	75	76	81	82	83	84	88

REV.	DATE	DESCRIPTION	BY	C'K'D'
A	2001-09-14	CONVERSION REVISION 01	KN	
B	2002-05-31	EC B20086	BVE	
C	2005-10-27	105-0208	VIVEK	BKP
D	2006-07-05	106-0096	VIVEK	BKP

LOADING PATTERN MATING SIDE

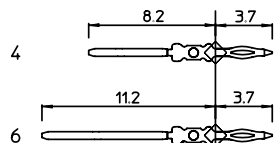
f	6	6	6	6	6	6	6	6	6	6	
e	4	4	4	4	4	4	4	4	4	4	
d	4	4	4	4	4	4	4	4	4	4	
c	6	6	6	6	6	6	6	6	6	6	
b	4	4	4	4	4	4	4	4	4	4	
a	4	4	4	4	4	4	4	4	4	4	
z	6	6	6	6	6	6	6	6	6	6	
SOP	0	1				0	5			1	0

LOADED CONNECTOR ASSEMBLY
(FOR EXAMPLE)

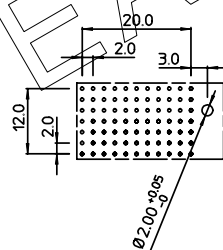


SHEET NR. :

CONTACT OVERVIEW



LAY-OUT P.C.B.-HOLE



SEATING PLANE FOR CONNECTOR

LEAD FREE INDICATOR : LF = LEAD FREE
(DIGIT 15 & 16)

HM2P09PD5151

PLATING CODE (DIGIT 13 AND 14)
(REF DWG No. BS,C ,201844,003)

NOTES:

1. THIS PRODUCT IS CSA APPROVED.
2. THIS PRODUCT IS UL RECOGNIZED.
3. MEASURED AT THE BOTTOM.
4. MATERIAL CONTACT: PHOSPHORBRONZE
HOUSING: CREAM WHITE GLASS FILLED
POLYESTER UL-94V0
5. CONNECTOR PRINTED WITH P/N AND DATE CODE.
6. FOR ACTUAL CONTACT LOADINGS, SEE LOADING PATTERN MATING SIDE.
7. SHAPE OF CONNECTOR HOUSING CAN ALTER DEPENDING ON PRODUCTION LOCATION.
8. THE PRODUCT (LF) MEETS EUROPEAN UNION DIRECTIVES AND OTHER COUNTRY REGULATIONS AS DESCRIBED IN GS-22-008
9. FOR RECOMMENDED PTH DIMENSIONS REFER DRAWING : BS,A ,201572,001

1DEC ± 0.2 2DEC ± 0.1 ANGLES ± 1°	APPR. DRAFT CHECKED	DATE 2000-03-28	SIGN. M.Fret	LOADING PATTERN OVERVIEW
WE RESERVE THE RIGHT TO CHANGE DIMENSIONS OR REQUIREMENTS WITHOUT PRIOR NOTICE.	PROD. MGR. PR. ENG. MGR. PR. MGT. MGR.			CAT. No. HM2P09PD5151----
ALL DIMENSIONS IN MM				SCALE
				www.fciconnect.com
				BS,C ,201843,132
				D
				DRAWING No. CUSTOMER DRAWING REVISION