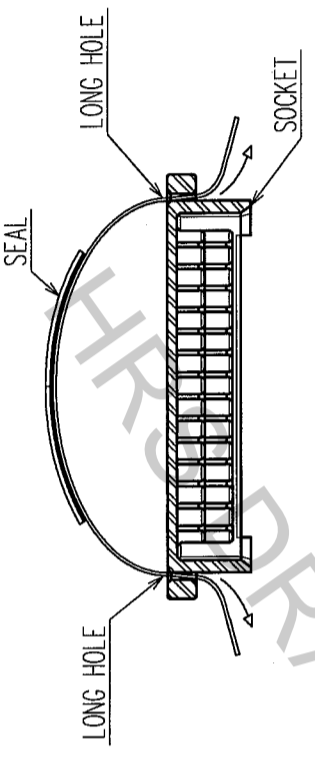



COUNT	DESCRIPTION OF REVISIONS	BY	CHKD	DATE	COUNT	DESCRIPTION OF REVISIONS	BY	CHKD	DATE
△					△				
△					△				
△					△				

NOTE 1 : 500 PIECES PER PACK.
2 : ATTACHMENT PROCEDURE.

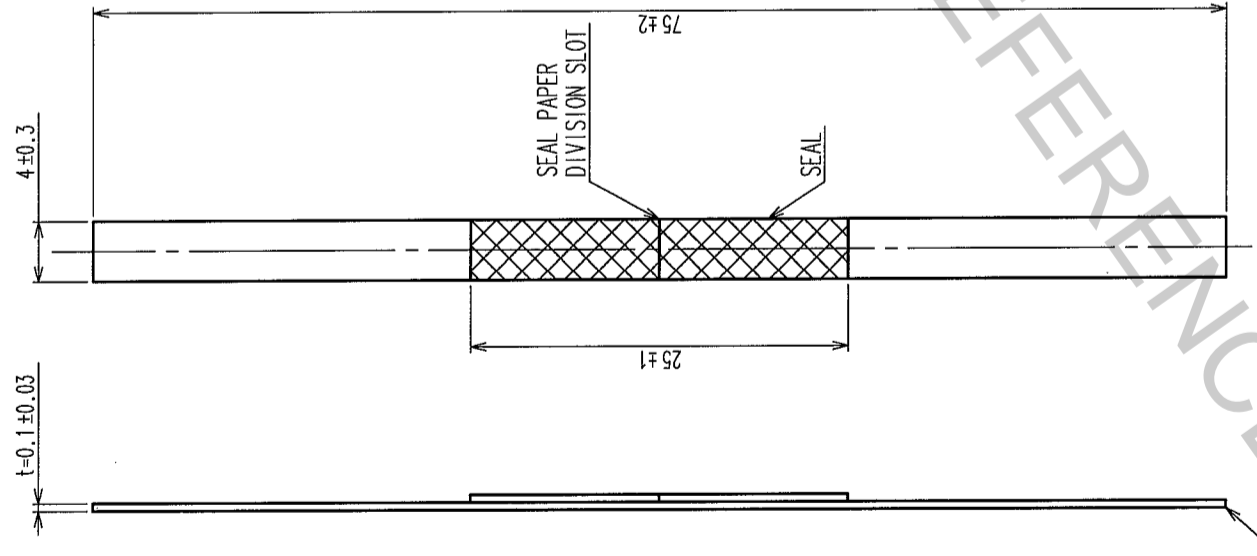
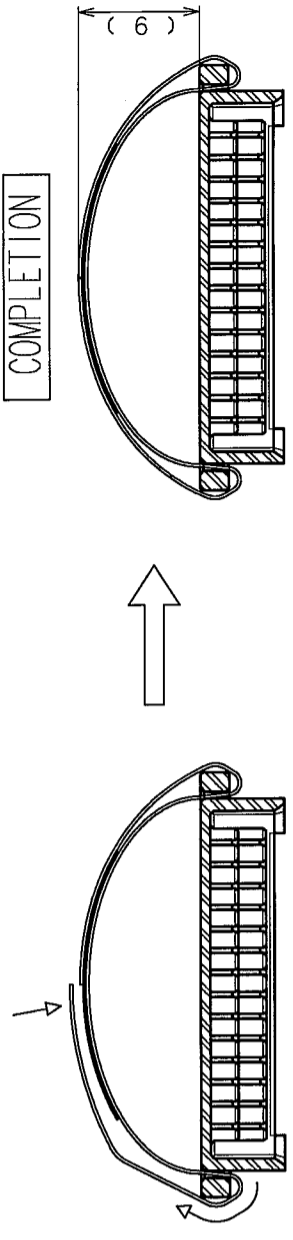
① THE SEAL SIDE OF A DRAWING-OUT TAB IS USED AS THE UPPER SURFACE, AND IT LETS TAB BOTH ENDS PASS IN THE LONG HOLE OF SOCKET BOTH ENDS.



② ONE SIDE OF A TAB SEAL IS REMOVED. THE TAB TIP OF ONE SIDE IS BENT AGAIN AND THE REMAINING SEAL PAPER IS STUCK ON A STANDARD.



③ THE REMAINING SEAL PAPER IS REMOVED. THE TAB TIP BY THE SIDE OF OPPOSITE IS BENT AGAIN SIMILARLY, AND IS STUCK ACCORDING TO THE TAB TIP POSITION STUCK PREVIOUSLY.



TO	

NO.	MATERIAL	FINISH, REMARKS	WITH ADHESION MATERIAL				
			1	PET	MATERIAL		
CODE NO. (OLD)			NO.	DESIGNED	CHECKED	APPROVED	RELEASED
			DRAWN	F. Matsuki T. Kumagawa H. Umemura J. Ono '05.07.23 '05.07.23 '05.07.26 '05.07.29			
DRAWING NO.		PART NO.		FINISH, REMARKS			
EDC3-303526-01		DF24-50DS-PTB					
SCALE	UNITS		CODE NO.		1/1		
2 : 1	JIS		CL687-3300-2				
HIROSE ELECTRIC CO., LTD				FORM NO. 229			