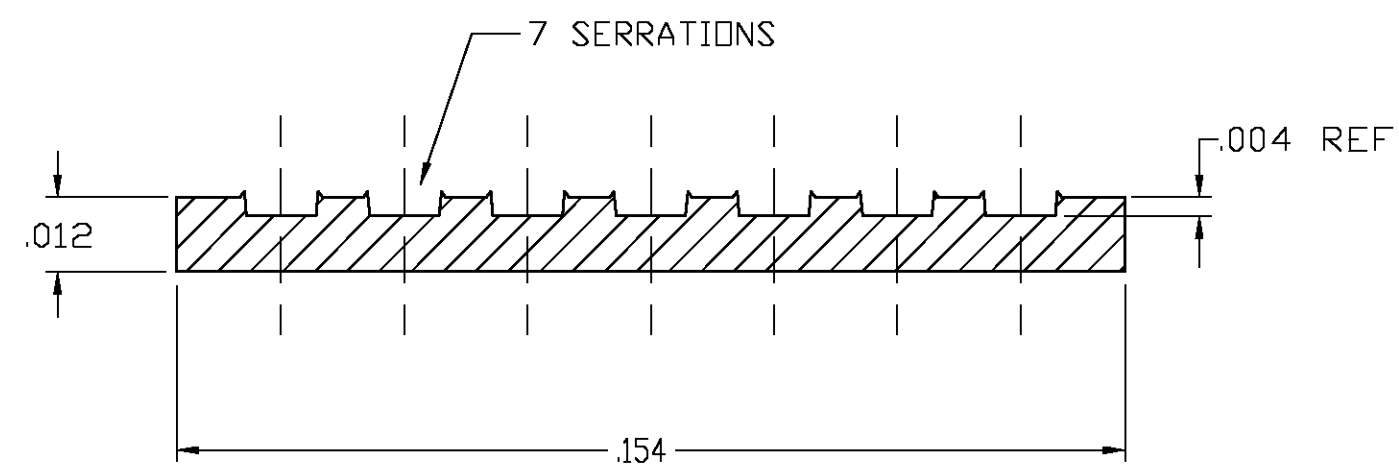
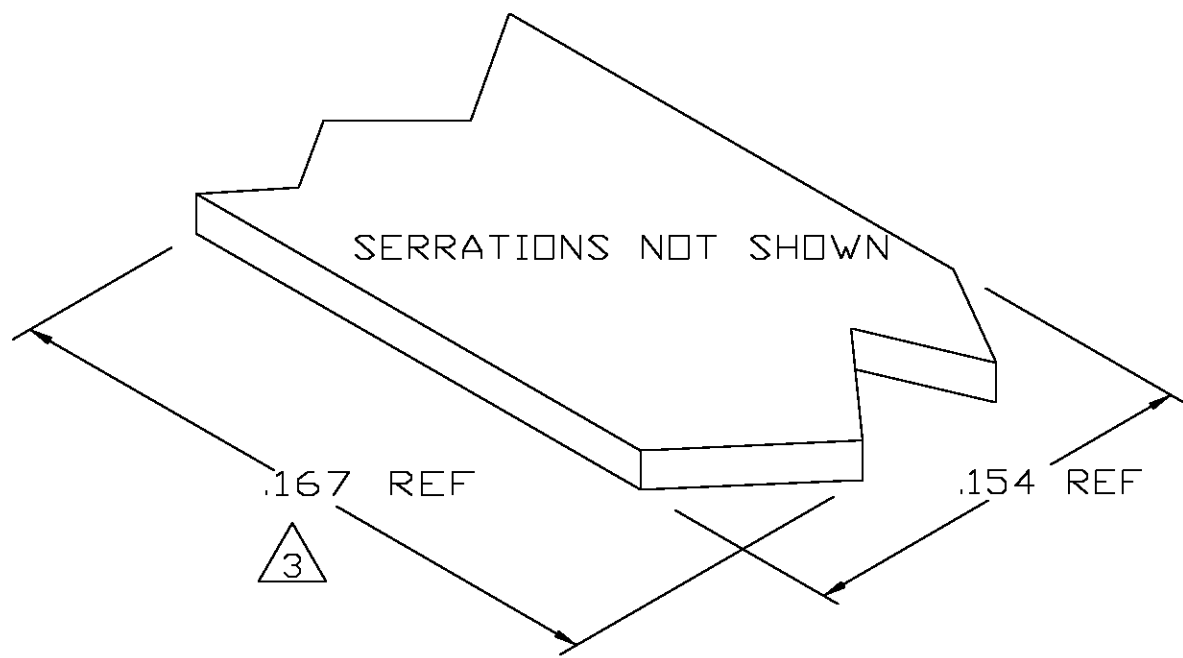


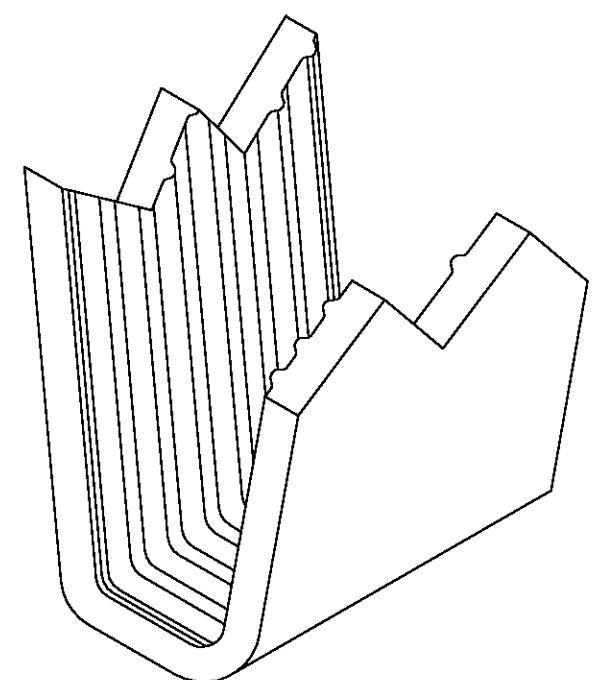
THIS DRAWING IS UNPUBLISHED. RELEASED FOR PUBLICATION
 © COPYRIGHT BY TYCO ELECTRONICS CORPORATION. ALL RIGHTS RESERVED.

LOC	DIST	REVISIONS					
		P	LTR	DESCRIPTION	DATE	DWN	APVD
AF	50		0	TRANSFERED TO TYCO FORMAT	31MAR03	MF	EH

- 1 CRIMPBAND MATERIAL PROVIDED IN CONTINUOUS STRIP.
 - 2 REFERENCE DESCRIPTIVE PART NUMBER G0326R12B.
- △ 3 BLANK LENGTH DETERMINED BY 032 TOOLSET.



TYP. CROSS SECTION



PARTIAL FORMED VIEW (REF)
FORMED BY APPLICATION TOOLING

1601502-1
PART NUMBER

THIS DRAWING IS A CONTROLLED DOCUMENT.		DWN MICHAEL S. FEHER 31MAR2003	tyco Tyco Electronics Corporation	
DIMENSIONS: INCHES		CHK EDWARD HOWARD 31MAR2003	Harrisburg, PA 17105-3608	
TOLERANCES UNLESS OTHERWISE SPECIFIED:		APVD EDWARD HOWARD 31MAR2003	NAME -	
0 PLC ± -		PRODUCT SPEC	-	
1 PLC ± -		APPLICATION SPEC	-	
2 PLC ± -		WEIGHT	-	
3 PLC ± .005		CUSTOMER DRAWING	SIZE A3	CAGE CODE 00779
4 PLC ± -			DRAWING NO 1601502	RESTRICTED TO -
ANGLES ± -			SCALE 1:1	SHEET 1 OF 1
FINISH NONE			REV 0	
MATERIAL UNS C26000 BRASS				