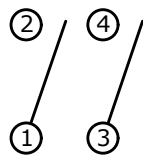


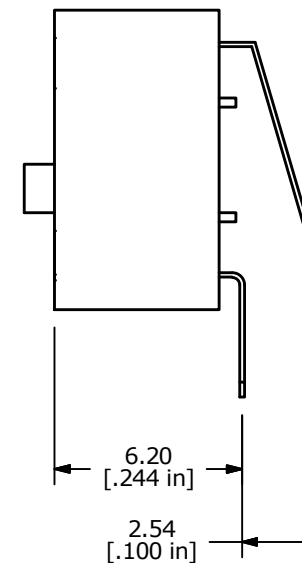
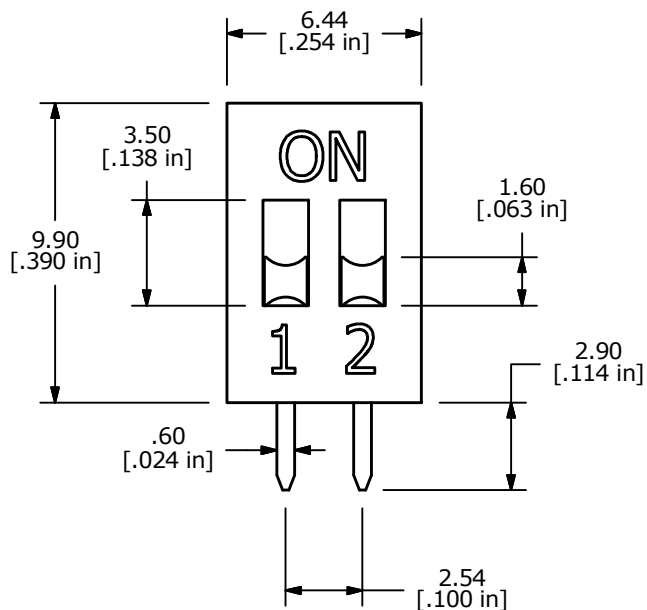
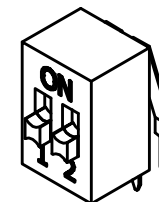
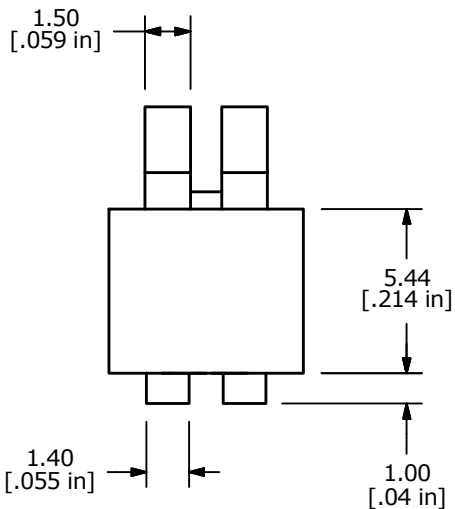
P.C. MOUNTING



SCHEMATIC

NOTE:

1. ALL DIMENSIONS IN MM [INCH]
2. GENERAL TOLERANCE: X.X=±0.4
X.XX=±0.25
3. TERMINAL NUMBERS FOR REF ONLY
4. PLATING MATERIAL: GOLD
- ▲ 5. RATING: SWITCH: 25mA @ 24VDC
CARRY: 100mA @ 50VDC
6. OPERATING LIFE: 2,000 CYCLES, EACH CIRCUIT
7. INSULATION RESISTANCE: 100 MΩ min. @ 500VDC
8. DIELECTRIC STRENGTH: 1,000 V RMS @SEA LEVEL.
9. OPERATING FORCE: 1,000gf MAX.
10. OPERATING TEMP: -40°C to 85°C
11. CONTACT RESISTANCE:
INITIAL: 50m Ω TYP. @ 2-4VDC @ 100mA
AFTERLIFE: 100m Ω TYP. @ 2.4 DC @ 100mA
12. ▲ DENOTES CRITICAL PARAMETER.
13. 2002/95/EC (ROHS) COMPLIANT



C	22175	Update Note 4 to Gold Plating	2/29/16	MW
B	18457	REVISED AND REDRAWN	3/18/09	BLR
A	17836	RELEASED FOR PRODUCTION	11/07/07	BLR
REV	PCR NO	DESCRIPTION	DATE	BY

THE INFORMATION CONTAINED IN THIS DOCUMENT IS PROPRIETARY TO E-SWITCH AND IS NOT TO BE COPIED OR TRANSFERRED



TITLE KAS2102E				
SCALE 4:1	DATE 3/18/2009	DR BLR	DWG N321020	REV C