


Printed-circuit board connector - FK-MCP 1,5/ 7-STF-3,81 - 1851287

Please be informed that the data shown in this PDF Document is generated from our Online Catalog. Please find the complete data in the user's documentation. Our General Terms of Use for Downloads are valid (<http://phoenixcontact.com/download>)

Plug component, Nominal current: 8 A, Rated voltage (III/2): 160 V, Number of positions: 7, Pitch: 3.81 mm, Connection method: Spring-cage connection, Color: green, Contact surface: Tin



The figure shows a 10-position version of the product

Product Features

- User-friendly actuation of the terminal point using a screwdriver
- Fast conductor connection thanks to Push-in spring-cage connection
- Test connection for accommodating 1.2 mm Ø test pins or 1 mm Ø test plugs
- Wide range of possible combinations with MC base strips with 3.5/3.81 mm pitch



Key commercial data

Packing unit	1 pc
Weight per Piece (excluding packing)	7.69 GRM
Custom tariff number	85366990
Country of origin	Germany

Technical data

Dimensions

Pitch	3.81 mm
Dimension a	22.86 mm

General

Range of articles	FK-MCP 1,5/...-STF
Insulating material group	I
Rated surge voltage (III/3)	2.5 kV
Rated surge voltage (III/2)	2.5 kV
Rated surge voltage (II/2)	2.5 kV
Rated voltage (III/3)	160 V

Printed-circuit board connector - FK-MCP 1,5/ 7-STF-3,81 - 1851287

Technical data

General

Rated voltage (III/2)	160 V
Rated voltage (II/2)	320 V
Connection in acc. with standard	EN-VDE
Nominal current I _N	8 A
Nominal cross section	1.5 mm ²
Maximum load current	8 A (with 1.5 mm ² conductor cross section)
Insulating material	PA
Inflammability class according to UL 94	V0
Internal cylindrical gage	A1
Stripping length	9 mm
Number of positions	7

Connection data

Conductor cross section solid min.	0.14 mm ²
Conductor cross section solid max.	1.5 mm ²
Conductor cross section stranded min.	0.14 mm ²
Conductor cross section stranded max.	1.5 mm ²
Conductor cross section stranded, with ferrule without plastic sleeve min.	0.25 mm ²
Conductor cross section stranded, with ferrule without plastic sleeve max.	1.5 mm ²
Conductor cross section stranded, with ferrule with plastic sleeve min.	0.25 mm ²
Conductor cross section stranded, with ferrule with plastic sleeve max.	0.5 mm ²
Conductor cross section AWG/kcmil min.	26
Conductor cross section AWG/kcmil max	16
Minimum AWG according to UL/CUL	28
Maximum AWG according to UL/CUL	16

Classifications

eCl@ss

eCl@ss 4.0	272607xx
eCl@ss 4.1	27260701
eCl@ss 5.0	27260701
eCl@ss 5.1	27260701
eCl@ss 6.0	27260704
eCl@ss 7.0	27440402
eCl@ss 8.0	27440309

Printed-circuit board connector - FK-MCP 1,5/ 7-STF-3,81 - 1851287

Classifications

ETIM

ETIM 3.0	EC001121
ETIM 4.0	EC002638
ETIM 5.0	EC002638

UNSPSC

UNSPSC 6.01	30211810
UNSPSC 7.0901	39121409
UNSPSC 11	39121409
UNSPSC 12.01	39121409
UNSPSC 13.2	39121409

Approvals

Approvals


Approvals

CSA / UL Recognized / VDE Gutachten mit Fertigungsüberwachung / cUL Recognized / GOST / IECCEB CB Scheme / GOST / CCA / cULus Recognized

Ex Approvals


Approvals submitted

Approval details


CSA 		B	D
	mm ² /AWG/kcmil	28-16	28-16
	Nominal current I _N	8 A	8 A
	Nominal voltage U _N	300 V	300 V

Printed-circuit board connector - FK-MCP 1,5/ 7-STF-3,81 - 1851287


Approvals

UL Recognized 

	B
mm ² /AWG/kcmil	28-16
Nominal current IN	8 A
Nominal voltage UN	300 V


VDE Gutachten mit Fertigungsüberwachung 

mm ² /AWG/kcmil	0.2-1.5
Nominal current IN	8 A
Nominal voltage UN	160 V

cUL Recognized 

	B
mm ² /AWG/kcmil	28-16
Nominal current IN	8 A
Nominal voltage UN	300 V

GOST 

IECEE CB Scheme 

mm ² /AWG/kcmil	0.2-1.5
Nominal current IN	8 A
Nominal voltage UN	160 V

GOST 

Printed-circuit board connector - FK-MCP 1,5/ 7-STF-3,81 - 1851287

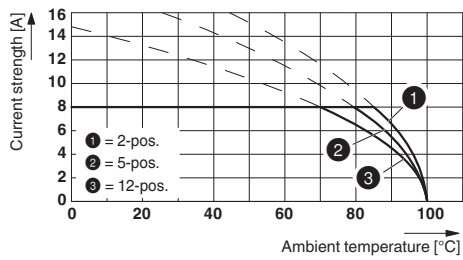
Approvals

CCA	
mm ² /AWG/kcmil	0.2-1.5
Nominal current I _N	8 A
Nominal voltage U _N	160 V

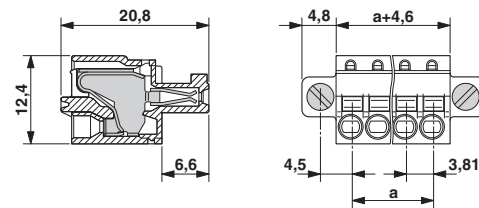
cULus Recognized

Drawings

Diagram



Dimensioned drawing



Type: FK-MCP 1,5/...-STF-3,81 with MC 1,5/...-GF-3,81 P... THR

Printed-circuit board connector - FK-MCP 1,5/ 7-STF-3,81 - 1851287

Diagram

Plug: FK-MCP 1,5/5-ST(F)-3,81
Header: MC(V) 1,5/5-G(F)-3,81

