


**GMSTBT 2,5 HV/2-ST-7,25 GY7035**

Order No.: 2199757

<http://eshop.phoenixcontact.de/phoenix/treeViewClick.do?UID=2199757>

Plug component, Nominal current: 16 A, Rated voltage (III/2): 1000 V,  
Number of positions: 2, Pitch: 7.25 mm, Connection method: Screw  
connection, Color: gray

| Commercial data          |  |
|--------------------------|--|
| GTIN (EAN)               | <br>4 046356 495332 |
| Note                     | Made-to-order  |
| sales group              | F057   |
| Pack                     | 50 pcs.  |
| Customs tariff           | 85366990   |
| Catalog page information | Page 178 (NTK-2010)  |

## Product notes

WEEE/RoHS-compliant since:  
02/19/2009



[http://  
www.download.phoenixcontact.com](http://www.download.phoenixcontact.com)  
Please note that the data given  
here has been taken from the  
online catalog. For comprehensive  
information and data, please refer  
to the user documentation. The  
General Terms and Conditions of  
Use apply to Internet downloads.

| Technical data                |         |
|-------------------------------|---------|
| <b>Dimensions / positions</b> |         |
| Pitch                         | 7.25 mm |
| Dimension a                   | 7.25 mm |
| Number of positions           | 2       |
| Screw thread                  | M3      |

|                        |        |
|------------------------|--------|
| Tightening torque, min | 0.5 Nm |
| Tightening torque max  | 0.6 Nm |

**Technical data**

|                                    |                      |
|------------------------------------|----------------------|
| Range of articles                  | GMSTBT 2,5 HV/...-ST |
| Insulating material group          | I                    |
| Rated surge voltage (III/3)        | 8 kV                 |
| Rated surge voltage (III/2)        | 8 kV                 |
| Rated surge voltage (II/2)         | 8 kV                 |
| Rated voltage (III/2)              | 1000 V               |
| Rated voltage (II/2)               | 1000 V               |
| Connection in acc. with standard   | EN-VDE               |
| Nominal current $I_N$              | 16 A                 |
| Nominal voltage $U_N$              | 1000 V               |
| Nominal cross section              | 2.5 mm <sup>2</sup>  |
| Maximum load current               | 16 A                 |
| Insulating material                | PA                   |
| Inflammability class acc. to UL 94 | V0                   |
| Stripping length                   | 8 mm                 |

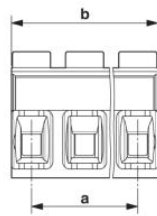
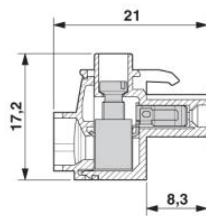
**Connection data**

|  |                      |
|--|----------------------|
| Conductor cross section solid min.   | 0.2 mm <sup>2</sup>  |
| Conductor cross section solid max.   | 2.5 mm <sup>2</sup>  |
| Conductor cross section stranded min.                                      | 0.2 mm <sup>2</sup>  |
| Conductor cross section stranded max.                                      | 2.5 mm <sup>2</sup>  |
| Conductor cross section stranded, with ferrule without plastic sleeve min. | 0.25 mm <sup>2</sup> |
| Conductor cross section stranded, with ferrule without plastic sleeve max. | 2.5 mm <sup>2</sup>  |
| Conductor cross section stranded, with ferrule with plastic sleeve min.    | 0.25 mm <sup>2</sup> |
| Conductor cross section stranded, with ferrule with plastic sleeve max.    | 2.5 mm <sup>2</sup>  |
| Conductor cross section AWG/kcmil min.                                     | 24                   |
| Conductor cross section AWG/kcmil max                                      | 12                   |
| 2 conductors with same cross section, solid min.                           | 0.1 mm <sup>2</sup>  |
| 2 conductors with same cross section, solid max.                           | 1 mm <sup>2</sup>    |

|   |                      |
|---|----------------------|
| 2 conductors with same cross section, stranded min.                                     | 0.2 mm <sup>2</sup>  |
| 2 conductors with same cross section, stranded max.                                     | 1.5 mm <sup>2</sup>  |
| 2 conductors with same cross section, stranded, ferrules without plastic sleeve, min.   | 0.25 mm <sup>2</sup> |
| 2 conductors with same cross section, stranded, ferrules without plastic sleeve, max.   | 1 mm <sup>2</sup>    |
| 2 conductors with same cross section, stranded, TWIN ferrules with plastic sleeve, min. | 0.5 mm <sup>2</sup>  |
| 2 conductors with same cross section, stranded, TWIN ferrules with plastic sleeve, max. | 1 mm <sup>2</sup>    |

### Diagrams/Drawings

Dimensioned drawing



Size b = 14.95 mm

**Address**

PHOENIX CONTACT Inc., USA  
586 Fulling Mill Road  
Middletown, PA 17057, USA  
Phone (800) 888-7388  
Fax (717) 944-1625  
<http://www.phoenixcon.com>



© 2011 Phoenix Contact  
Technical modifications reserved;