

GlobTek, Inc.
 www.globtek.com
 186 Veterans Drive,
 Northvale, NJ 07647
 Tel. (201) 784-1000
 Fax (201) 784-0111

Drawing Title: GTM96180-1817.9-5.9, ITE / Medical Power Supply/Class 2/Household Power Supply, Efficiency Level: VI, Case Color/Style: GlobTek Black, Wall Plug-in, Regulated Switchmode AC-DC Power Supply AC Adaptor, Input Rating: 100-240V~, 50-60 Hz, Interchangeable Blades <http://en.globtek.com/interchangeable-blades.php>, Output Rating: 18W, 12V@1.5A, Output Configuration: 1830 mm, 18/1C + Shield Cond, UL 1185, Female Barrel 5.5*2.1*11mm No internal Spring Clip nor Locking Notch or Equal, Ferrite: None, GlobTek Black, GT Cord # C0137, Pin Out: Center Positive (+V), Blades/Input Cord: (Order Separately), Approvals: S-Mark IEC/EN 60601-1 IP42 CB CB 230V CoC Tier 2 EAC cETLus cETLus cETLus cETLus 60601-1 3rd FCC ETL UL CCC CE Double Insulation CB cETLus UL1310 China RoHS Level VI CB LPS RoHS Ukraine VCCI WEEE PSE PSE PSE CAN ICES-3 RCM

Model No. GTM96180-1817.9-5.9

Part No./Ordering No. WR9QE1500CCP-NM(R6B)

Rev C

REVISION HISTORY

REV	DESCRIPTION	SUB	DATE	APPROVED
C	Update CCC mark on the approvals	QA	08/01/2018	QA
B1	Update approvals on the label	QA	03/05/2018	QA
B	Change Gift Box Size to 90.5*73*53, and change Master Carton Size to 380*380*250	QA	12/29/2015	QA
A	Initial release.	Iren	11/12/2015	QA

In Addition to GlobTek Inc.'s renewed ISO9001:2008 - Quality Management System Certification, GlobTek Inc. is now certified to:

ISO13485:2003 - Medical Devices Quality Management System Certification
 ISO14001:2004 - Environmental Management System Certification

ISO Certificates are available online at <http://www.globtek.com/iso-certificates/>

Customer Approval of Specification:

Please approve, sign and send back to GlobTek so we can complete order processing.

A delay in receipt of this form will delay delivery schedule.

Company Name:

Customer P/N:

Quote Number:

Date:

Authorized Representative Name:

Authorized Representative Signature:

The acceptance of this specification and use of the product described in this document indicates the acceptance and binding of the customer to Globtek terms and conditions, which supersede all other agreements, terms, and conditions (<http://en.globtek.com/terms-and-conditions/>).

Footnote:

GlobTek Inc. will not be liable for the safety and performance of these power supplies if unauthorized access and repair occurs. End user should consult applicable UL, CSA or EN standards for proper installation instruction.

Limitation of Use:

GlobTek product are not authorized for use as mission critical components in life support hazardous environment, nuclear or aircraft applications without prior written approval from the CEO of GlobTek Inc.

Contents of this document are subject to change without prior notice.

GTM96180-1817.9-5.9, 18W, 12V@1.5A, Wall Plug-in, Regulated Switchmode AC-DC Power Supply AC Adaptor

PROPRIETARY INFORMATION

PROPRIETARY OF GLOBTEK, INC. ANY REPRODUCTION, DISCLOSURE OR USE OF THIS DRAWING, IN WHOLE OR IN PART, IS HEREBY PROHIBITED EXCEPT AS SPECIFIED IN WRITING BY GLOBTEK, INC.

GlobTek, Inc.
www.globtek.com
186 Veterans Drive,
Northvale, NJ 07647
Tel. (201) 784-1000
Fax (201) 784-0111

Drawing Title: GTM96180-1817.9-5.9, ITE / Medical Power Supply/Class 2/Household Power Supply, Efficiency Level: VI, Case Color/Style: GlobTek Black, Wall Plug-in, Regulated Switchmode AC-DC Power Supply AC Adaptor, Input Rating: 100-240V~, 50-60 Hz, Interchangeable Blades <http://en.globtek.com/interchangeable-blades.php>, Output Rating: 18W, 12V@1.5A, Output Configuration: 1830 mm, 18/1C + Shield Cond, UL 1185, Female Barrel 5.5*2.1*11mm No internal Spring Clip nor Locking Notch or Equal, Ferrite: None, GlobTek Black, GT Cord # C0137, Pin Out: Center Positive (+V), Blades/Input Cord: (Order Separately), Approvals: S-Mark IEC/EN 60601-1 IP42 CB CB 230V CoC Tier 2 EAC cETLus cETLus cETLus cETLus 60601-1 3rd FCC ETL UL CCC CE Double Insulation CB cETLus UL1310 China RoHS Level VI CB LPS RoHS Ukraine VCCI WEEE PSE PSE PSE CAN ICES-3 RCM

Model No. GTM96180-1817.9-5.9

Part No./Ordering No. WR9QE1500CCP-NM(R6B)

Rev C

POWER SUPPLY INFORMATION

TYPE: Wall Plug-in
TECHNOLOGY: Regulated Switchmode AC-DC Power Supply AC Adaptor
CASE COLOR: GlobTek Black
NAMEPLATE RATED INPUT: 100-240V~, 50-60 Hz, 0.6 A
INPUT CONFIG: Interchangeable Blades
WATTS: 18.0
VOLTS OUT: 12
CURRENT OUT (Amps): 1.5
BLADE/CORD INCLUDED: None:
BLADE/CORD INSTALLED: None Installed:
GROUNDING CONFIGURATION (F1) Class II / Double Insulated
EFFICIENCY LEVEL: VI
OUTPUT CONFIGURATION 1830 mm, 18/1C + Shield Cond, UL 1185, Female Barrel 5.5*2.1*11mm No internal Spring Clip nor Locking Notch or Equal, Ferrite: None, GlobTek Black, GT Cord # C0137
CONNECTOR PIN OUT: Center Positive (+V)
LABEL SPECS: Standard GT,L-1186
PACK SPEC: Standard WPI, Individually Box

Notes/Modifications/Customizations (notes in this section supersede the values shown in the standard spec):

6KV Surge Voltage.

DIMENSIONS ARE IN MM UNLESS SPECIFIED OTHERWISE.

GlobTek, Inc.
www.globtek.com
186 Veterans Drive,
Northvale, NJ 07647
Tel. (201) 784-1000
Fax (201) 784-0111

Drawing Title: GTM96180-1817.9-5.9, ITE / Medical Power Supply/Class 2/Household Power Supply, Efficiency Level: VI, Case Color/Style: GlobTek Black, Wall Plug-in, Regulated Switchmode AC-DC Power Supply AC Adaptor, Input Rating: 100-240V~, 50-60 Hz, Interchangeable Blades <http://en.globtek.com/interchangeable-blades.php>, Output Rating: 18W, 12V@1.5A, Output Configuration: 1830 mm, 18/1C + Shield Cond, UL 1185, Female Barrel 5.5*2.1*11mm No internal Spring Clip nor Locking Notch or Equal, Ferrite: None, GlobTek Black, GT Cord # C0137, Pin Out: Center Positive (+V), Blades/Input Cord: (Order Separately), Approvals: S-Mark IEC/EN 60601-1 IP42 CB CB 230V CoC Tier 2 EAC cETLus cETLus cETLus cETLus 60601-1 3rd FCC ETL UL CCC CE Double Insulation CB cETLus UL1310 China RoHS Level VI CB LPS RoHS Ukraine VCCI WEEE PSE PSE PSE CAN ICES-3 RCM

Model No. GTM96180-1817.9-5.9

Part No./Ordering No. WR9QE1500CCP-NM(R6B)

Rev C

ELECTRICAL SPECIFICATIONS

A) ELECTRICAL SPECIFICATIONS:

01. Input Voltage: Specified 90-264 Vac, Nameplate rated: 100-240Vac
90-264 Vac range @ 100% of rated load current
85-264 Vac range @ 85% of rated load current
110-370 VDC range @ 100% of rated load current
02. Input Frequency: Specified 47-63 Hz, Nameplate rated 50-60Hz
03. Output Regulation: +/- 5% measured at the output connector
04. Line Voltage Regulation: +/- 0.5% typical measured at full load
05. Green Power On Indicator LED
06. Output Ripple (Vp-p): 1% or 100 mV whichever is greater, measured at 20 MHz bandwidth with 0.1 uf ceramic capacitor in parallel with a low impedance 47 uf electrolytic capacitor connected at the end of the output connector
07. Turn-ON/OFF Overshoot: 5% maximum, 1 mS typical recovery time for 40% to 70% step load
08. Turn-ON Delay: 1 second maximum @ full load, nominal line
09. Hold-Up Time: 8 mS typical @ nominal input voltage and full load
10. Inrush Current: 30A/60A maximum cold start @ 115/230Vac input
11. Efficiency: Compliant with Efficiency Level VI and CoC Tier 2 standards
12. No Load Standby Power: <0.075 W @ 230Vac

B) PROTECTION

01. Input Protection: Input line fusing and 300Vac MOV
02. Short Circuit/ Overload: Electronically Protected unit will auto recover upon removal of fault
Output Current Limit: 110% to 160% of rated output current
(upper end of current limit range is determined by normal output power rating, not derated output power level)
03. Output Over-Voltage: 110% to 130% of nominal output voltage

C) SAFETY

01. Dielectric Withstand Voltage: 4000Vac or 5656Vdc from input to output, On Class I models, 3000Vac or 4242Vdc from input to earth
02. Earth Leakage Current: Class I models < 300uA, N/A for Class II models
03. Touch Current: Class I models < 20uA, Class II models < 75uA
04. Output Floating or Earthed option for Class I desktop models.
See [Output Isolation Options](#) for details
05. Earth Continuity Test: < 0.1 Ohm between Earth Pin at AC input and PCB termination point (Class I models only)
06. Means of Protection: 2 x MOPP
07. Compliant Standards: See listings at end of this drawing for specifics

D) EMC

EN 60601-1-2, 4th edition
Emissions, per EN 55032, EN 61000-6-3, EN 61000-6-4
Conducted Emissions: Class B, FCC Part 15, Class B
Radiated Emissions: Class B, FCC Part 15, Class B
Line Frequency Harmonics EN61000-3-2, Class A
Voltage Fluctuations/Flicker EN61000-3-3

Immunity, per EN 55024, EN 61000-6-1, EN 61000-6-2
Static Discharge Immunity EN61000-4-2, 10kV Contact Discharge, 20kV air discharge
Radiated RF Immunity EN61000-4-3, 10V/m 80-1000MHz, 3V/m 1-2.7GHz, 80% 1KHz AM.
EFT/Burst Immunity EN61000-4-4, 4kV/100kHz.
Line Surge Immunity EN61000-4-5, 2kV differential, 4kV common-mode
Conducted RF Immunity EN61000-4-6, 3Vrms, 80% 1KHz AM
Power Frequency Magnetic Field Immunity EN61000-4-8, 3A/m
Voltage Dip Immunity EN61000-4-11, Criteria

E) OTHER:

01. MTBF: 1,000,000 Hours @ 40°C ambient temperature, Full Load
02. Operating Temperature: -20°C to 40°C ambient temperature at full load, -40°C to 50°C ambient temperature with derating to 80% load
03. Operating Humidity: 0% to 95% relative humidity, non-condensing
04. Storage Temperature: -30°C to 80°C
05. Operating Altitude: 5000 Meters

PROPRIETARY INFORMATION

PROPRIETARY OF GLOBTEK, INC. ANY REPRODUCTION, DISCLOSURE OR USE OF THIS DRAWING, IN WHOLE OR IN PART, IS HEREBY PROHIBITED EXCEPT AS SPECIFIED IN WRITING BY GLOBTEK, INC.

quest /08/20/2018 7:42:42 AM

GlobTek, Inc.
 www.globtek.com
 186 Veterans Drive,
 Northvale, NJ 07647
 Tel. (201) 784-1000
 Fax (201) 784-0111

Drawing Title: GTM96180-1817.9-5.9, ITE / Medical Power Supply/Class 2/Household Power Supply, Efficiency Level: VI, Case Color/Style: GlobTek Black, Wall Plug-in, Regulated Switchmode AC-DC Power Supply AC Adaptor, Input Rating: 100-240V~, 50-60 Hz, Interchangeable Blades <http://en.globtek.com/interchangeable-blades.php>, Output Rating: 18W, 12V@1.5A, Output Configuration: 1830 mm, 18/1C + Shield Cond, UL 1185, Female Barrel 5.5*2.1*11mm No internal Spring Clip nor Locking Notch or Equal, Ferrite: None, GlobTek Black, GT Cord # C0137, Pin Out: Center Positive (+V), Blades/Input Cord: (Order Separately), Approvals: S-Mark IEC/EN 60601-1 IP42 CB CB 230V CoC Tier 2 EAC cETLus cETLus cETLus cETLus 60601-1 3rd FCC ETL UL CCC CE Double Insulation CB cETLus UL1310 China RoHS Level VI CB LPS RoHS Ukraine VCCI WEEE PSE PSE PSE CAN ICES-3 RCM

Model No. GTM96180-1817.9-5.9

Part No./Ordering No. WR9QE1500CCP-NM(R6B)

Rev C

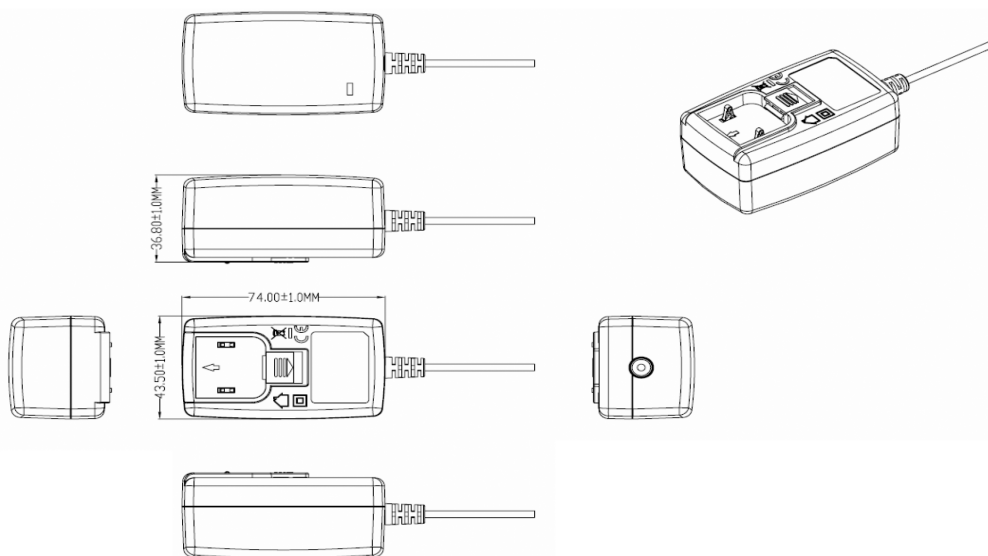
- 06. Ingress Protection: IP40 standard, IP52 available as special option
- 07. ROHS: Compliant with latest regulations, see approvals section below

F) ENCLOSURE

- 01. Housing: High impact plastic, 94V0 polycarbonate, non-vented
- 02. Markings: Label or Laser Printed
- 03. AC Input mechanical options: Class II Wall Plug-in, Changeable Blades Desktop Option, extended housing: C6, C8, C14 or C18 IEC Inlet.

G) SPECIAL OPTIONS

- 01. Cost reduction, removal of LED
 - 02. Custom Cordsets, various cordage types, and connector types*
 - 03. Custom Markings
 - 04. Short term Output Surge Capability
 - 05. Reduced Leakage Current versions (10uA max), for CF medical applications, and AC noise sensitive equipment, 15W or less, 5V to 24V output voltage range.
 - 06. Tightened output voltage tolerance
 - 07. Reduced output ripple level
 - 08. Reduced output power rating marking
 - 09. High Rel PCB laminate with Plated through Holes for IPC610 Class 2 Compliance
 - 10. Special Housing Colors and Cordset Colors
 - 11. Quasi Constant Current Output, for Lead-Acid Battery Charger Applications
- * 5Vdc USB output connector power supplies, which use the Micro-B or C-type style connector, have a max output voltage regulation specification of +/-8% (4.6V to 5.4V range).



LED INDICATOR: Green Power ON indicator LED standard. May be ordered without LED as an option, for cost reduction.

GlobTek, Inc.
www.globtek.com
186 Veterans Drive,
Northvale, NJ 07647
Tel. (201) 784-1000
Fax (201) 784-0111

Drawing Title: GTM96180-1817.9-5.9, ITE / Medical Power Supply/Class 2/Household Power Supply, Efficiency Level: VI,
Case Color/Style: GlobTek Black, Wall Plug-in, Regulated Switchmode AC-DC Power Supply AC Adaptor, Input Rating:
100-240V~, 50-60 Hz, Interchangeable Blades <http://en.globtek.com/interchangeable-blades.php>, Output Rating: 18W,
12V@1.5A, Output Configuration: 1830 mm, 18/1C + Shield Cond, UL 1185, Female Barrel 5.5*2.1*11mm No internal Spring
Clip nor Locking Notch or Equal, Ferrite: None, GlobTek Black, GT Cord # C0137, Pin Out: Center Positive (+V), Blades/Input
Cord: (Order Separately), Approvals: S-Mark IEC/EN 60601-1 IP42 CB CB 230V CoC Tier 2 EAC cETLus cETLus cETLus
cETLus 60601-1 3rd FCC ETL UL CCC CE Double Insulation CB cETLus UL1310 China RoHS Level VI CB LPS RoHS
Ukraine VCCI WEEE PSE PSE PSE CAN ICES-3 RCM

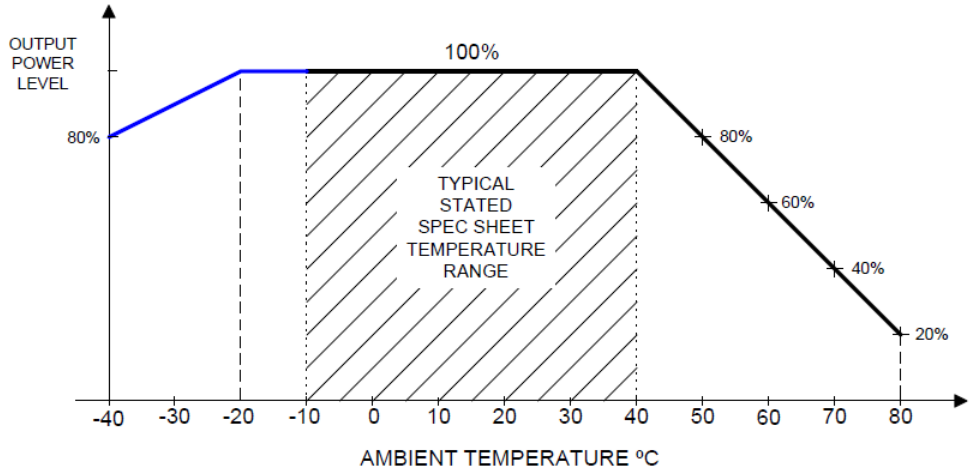
Model No. GTM96180-1817.9-5.9

Part No./Ordering No. WR9QE1500CCP-NM(R6B)

Rev C

DERATING CURVE

**TYPICAL EXTERNAL POWER SUPPLY
DERATING CURVE**
(FOR 18W AND 36W EFFICIENCY LEVEL VI PRODUCTS)



GlobTek, Inc.
 www.globtek.com
 186 Veterans Drive,
 Northvale, NJ 07647
 Tel. (201) 784-1000
 Fax (201) 784-0111

Drawing Title: GTM96180-1817.9-5.9, ITE / Medical Power Supply/Class 2/Household Power Supply, Efficiency Level: VI, Case Color/Style: GlobTek Black, Wall Plug-in, Regulated Switchmode AC-DC Power Supply AC Adaptor, Input Rating: 100-240V~, 50-60 Hz, Interchangeable Blades <http://en.globtek.com/interchangeable-blades.php>, Output Rating: 18W, 12V@1.5A, Output Configuration: 1830 mm, 18/1C + Shield Cond, UL 1185, Female Barrel 5.5*2.1*11mm No internal Spring Clip nor Locking Notch or Equal, Ferrite: None, GlobTek Black, GT Cord # C0137, Pin Out: Center Positive (+V), Blades/Input Cord: (Order Separately), Approvals: S-Mark IEC/EN 60601-1 IP42 CB CB 230V CoC Tier 2 EAC cETLus cETLus cETLus cETLus 60601-1 3rd FCC ETL UL CCC CE Double Insulation CB cETLus UL1310 China RoHS Level VI CB LPS RoHS Ukraine VCCI WEEE PSE PSE PSE CAN ICES-3 RCM

Model No. GTM96180-1817.9-5.9

Part No./Ordering No. WR9QE1500CCP-NM(R6B)

Rev C

INPUT CONFIGURATION

Grounding Configuration:

Blades/Cord Included: None:


Blades/Cord Installed: None Installed:

Blade Options for Q Series Wall Plug-in Power Supplies

Data Sheet: <http://en.globtek.com/interchangeable-blades.php>

Insertion Instructions: <http://www.globtek.com/pdf/Instructions-Interchangeable-Blades.pdf>

Video: [Q-Blade Style Instruction Video](#)



INPUT CONNECTOR: Q-Socket (below are available blades configurations which are "not included" (unless stated above); can be purchased separately, package with power supply or as a separate "Q-KIT" if specified

01. United States / Canada / Japan NEMA 1-15P configuration: NA 2 blades, Class II; US/CA/JP P/N: Q-NA(R)
02. Australian AS 3112 configuration: SAA 2 blade, Class II; AU P/N: Q-SAA(R)
03. UK BS 1363 configuration: UK 3 blade with dummy Ground, Class II; GB P/N: Q-UK(R)
04. European CEE 7/16 configuration: Europlug 2 pins, Class II; EU P/N: Q-EU(R)
05. Korean KS C8305 configuration: 2 pins, Class II; KR P/N: Q-KR(R)
06. Argentina IRAM 2073 configuration: 2 blades; AR P/N: Class II Q-AR(R)
07. China GB 2099 configuration: 2 blades, Class II; CN P/N: Q-CN(R)
08. India IS 1293 6A/BS546 configuration: 5A, 3 pins with Dummy Ground, Class II; IN P/N: Q-IN(R)
09. IEC320/C18 Inlet, Class II; P/N: Q-C18(R)
10. Brazilian NBR6147 configuration: 2 pins, Class II; BR P/N: Q-BR(R)
11. South Africa SABS164-1, 3 round prongs, Class II + dummy ground, P/N: Q-SANS164-1-16A(R)
12. South Africa SABS164-4, 3 round prongs with a notched prong @ 0°, Class II + dummy ground, Red, P/N: Q-SANS164-4L-16A(R)
13. South Africa SABS164-4, 3 round prongs with a notched prong @ -53°, Class II + dummy ground, Blue, P/N:

GlobTek, Inc.
www.globtek.com
186 Veterans Drive,
Northvale, NJ 07647
Tel. (201) 784-1000
Fax (201) 784-0111

Drawing Title: GTM96180-1817.9-5.9, ITE / Medical Power Supply/Class 2/Household Power Supply, Efficiency Level: VI, Case Color/Style: GlobTek Black, Wall Plug-in, Regulated Switchmode AC-DC Power Supply AC Adaptor, Input Rating: 100-240V~, 50-60 Hz, Interchangeable Blades <http://en.globtek.com/interchangeable-blades.php>, Output Rating: 18W, 12V@1.5A, Output Configuration: 1830 mm, 18/1C + Shield Cond, UL 1185, Female Barrel 5.5*2.1*11mm No internal Spring Clip nor Locking Notch or Equal, Ferrite: None, GlobTek Black, GT Cord # C0137, Pin Out: Center Positive (+V), Blades/Input Cord: (Order Separately), Approvals: S-Mark IEC/EN 60601-1 IP42 CB CB 230V CoC Tier 2 EAC cETLus cETLus cETLus cETLus 60601-1 3rd FCC ETL UL CCC CE Double Insulation CB cETLus UL1310 China RoHS Level VI CB LPS RoHS Ukraine VCCI WEEE PSE PSE PSE CAN ICES-3 RCM

Model No. GTM96180-1817.9-5.9

Part No./Ordering No. WR9QE1500CCP-NM(R6B)

Rev C

Q-SANS164-4C-16A(R)

14. South Africa SABS164-4, 3 round prongs with a notched prong @ +53°, Class II + dummy ground, Black, P/N:

Q-SANS164-4R-16A(R)

Kits

01. Q-KIT: 1,2,3,4 above
02. Q-KIT-INTL: 2,3,4 above
03. Q-KIT-6: 1,2,3,4,5,6 above
04. Q-KIT-7: 1,2,3,4,5,6,7 above
05. Q-KIT-8: 1,2,3,4,5,6,7,8 above

GlobTek, Inc.
www.globtek.com
186 Veterans Drive,
Northvale, NJ 07647
Tel. (201) 784-1000
Fax (201) 784-0111

Drawing Title: GTM96180-1817.9-5.9, ITE / Medical Power Supply/Class 2/Household Power Supply, Efficiency Level: VI, Case Color/Style: GlobTek Black, Wall Plug-in, Regulated Switchmode AC-DC Power Supply AC Adaptor, Input Rating: 100-240V~, 50-60 Hz, Interchangeable Blades <http://en.globtek.com/interchangeable-blades.php>, Output Rating: 18W, 12V@1.5A, Output Configuration: 1830 mm, 18/1C + Shield Cond, UL 1185, Female Barrel 5.5*2.1*11mm No internal Spring Clip nor Locking Notch or Equal, Ferrite: None, GlobTek Black, GT Cord # C0137, Pin Out: Center Positive (+V), Blades/Input Cord: (Order Separately), Approvals: S-Mark IEC/EN 60601-1 IP42 CB CB 230V CoC Tier 2 EAC cETLus cETLus cETLus cETLus 60601-1 3rd FCC ETL UL CCC CE Double Insulation CB cETLus UL1310 China RoHS Level VI CB LPS RoHS Ukraine VCCI WEEE PSE PSE PSE CAN ICES-3 RCM

Model No. GTM96180-1817.9-5.9

Part No./Ordering No. WR9QE1500CCP-NM(R6B)

Rev C

OUTPUT CORD AND CONNECTOR: C1/C0137

ACTUAL CONNECTORS, OVERMOLDS, FERRITES MAY VARY SLIGHTLY FROM THE PICTURE BELOW

CABLE TYPE	UL 1185
CABLE LENGTH (mm)	1830
CABLE TOLERANCE (mm)	+150,-0
WIRE GAUGE (AWG)	18
CONDUCTORS	1C + Shield
HANK DIMENSION (mm)	70+10, -10
CABLE / CONNECTOR OVERMOLD COLOR	GlobTek Black
FERRITE TYPE / DIMENSION	None
FERRITE # OF TURNS (Definition)	N/A
FERRITE DIMENSION FROM STRAIN RELIEF	N/A
FERRITE DIMENSION FROM PLUG	N/A
PLUG TYPE	Female Barrel 5.5*2.1*11mm No internal Spring Clip nor Locking Notch or Equal
OVER MOLD ORIENTATION	Straight
CONNECTOR PIN OUT:	Center Positive (+V)

ADDITIONAL REQUIREMENTS

ADDITIONAL OUTPUT PLUG OPTIONS ARE AVAILABLE AT <http://www.globtek.com/connectors/>

STANDARD PLUGS AND CONNECTORS CAN BE SEEN ONLINE AT <http://www.globtek.com/connectors/>

GlobTek, Inc.
 www.globtek.com
 186 Veterans Drive,
 Northvale, NJ 07647
 Tel. (201) 784-1000
 Fax (201) 784-0111

Drawing Title: GTM96180-1817.9-5.9, ITE / Medical Power Supply/Class 2/Household Power Supply, Efficiency Level: VI,
 Case Color/Style: GlobTek Black, Wall Plug-in, Regulated Switchmode AC-DC Power Supply AC Adaptor, Input Rating:
 100-240V~, 50-60 Hz, Interchangeable Blades <http://en.globtek.com/interchangeable-blades.php>, Output Rating: 18W,
 12V@1.5A, Output Configuration: 1830 mm, 18/1C + Shield Cond, UL 1185, Female Barrel 5.5*2.1*11mm No internal Spring
 Clip nor Locking Notch or Equal, Ferrite: None, GlobTek Black, GT Cord # C0137, Pin Out: Center Positive (+V), Blades/Input
 Cord: (Order Separately), Approvals: S-Mark IEC/EN 60601-1 IP42 CB CB 230V CoC Tier 2 EAC cETLus cETLus cETLus
 cETLus 60601-1 3rd FCC ETL UL CCC CE Double Insulation CB cETLus UL1310 China RoHS Level VI CB LPS RoHS
 Ukraine VCCI WEEE PSE PSE PSE CAN ICES-3 RCM

Model No. GTM96180-1817.9-5.9

Part No./Ordering No. WR9QE1500CCP-NM(R6B)

Rev C

LABEL:L-1186

LABEL P/N: Standard GT
 MATERIAL: Flat Thermal Transfer, Imprintable, Polyester Label and/or Pad Printed and/or Molded, and/or Laser Engraved in the case
 BACKGROUND COLOR: Black if housing is Black, White or Silver if housing is White or Gray.
 TEXT COLOR: White or Silver if label is Black Background for Black housing. Black if label is White or Silver background and Housing is White or Gray
 LABEL WIDTH (mm): 29.8
 LABEL HEIGHT (mm): 20.8

Below is the minimum information which will appear on the label. NOTE: in the logo area additional/actual positioning of symbols and text is subjected to change as per agency updates/requirements or additional model approvals become available.
 Regulatory certifications/label markings may be in logo area on the label or molded into the case housing outside the label area.
 Information will be shown via label and/or pad printed and/or molded and/or laser engraved in the case. * Date code markings at GlobTek option.



↑
 XXX = USA or CHINA

DATE CODE A *:

DATE CODE LABEL



Series NO. Week Year
 Class NO. for production

or

DATE CODE B *:

WWYY
 WW = WEEK
 YY = YEAR

A=ITE / Medical Power Supply/Class 2/Household Power Supply
 B=P/N: (料号) WR9QE1500CCP-NM(R6B)
 C=Model (型号) GTM96180-1817.9-5.9
 D=Input (输入) 100-240V~, 50-60 Hz, 0.6 A
 E=Output (输出) 12 V 1.5 A ,18.0W

- AGENCY ONLINE DOCUMENTS <http://www.globtek.info/certs/GTM96180/>
- CE EC-Declaration for Medical http://www.globtek.com/pdf/ec_declaration/a0Oa000000MjRI5EAN
- CE EC-Declaration for Industrial/Commercial/ITE http://www.globtek.com/pdf/ec_declaration/a0Oa000000MjRI5EAN
- RoHS/RoHS2 Declaration http://www.globtek.com/pdf/rohs_cert/01ta0000005wmVRAAY
- REACH Declaration http://www.globtek.com/pdf/iso_certificates/REACH.pdf

GlobTek, Inc.
www.globtek.com
186 Veterans Drive,
Northvale, NJ 07647
Tel. (201) 784-1000
Fax (201) 784-0111

Drawing Title: GTM96180-1817.9-5.9, ITE / Medical Power Supply/Class 2/Household Power Supply, Efficiency Level: VI, Case Color/Style: GlobTek Black, Wall Plug-in, Regulated Switchmode AC-DC Power Supply AC Adaptor, Input Rating: 100-240V~, 50-60 Hz, Interchangeable Blades <http://en.globtek.com/interchangeable-blades.php>, Output Rating: 18W, 12V@1.5A, Output Configuration: 1830 mm, 18/1C + Shield Cond, UL 1185, Female Barrel 5.5*2.1*11mm No internal Spring Clip nor Locking Notch or Equal, Ferrite: None, GlobTek Black, GT Cord # C0137, Pin Out: Center Positive (+V), Blades/Input Cord: (Order Separately), Approvals: S-Mark IEC/EN 60601-1 IP42 CB CB 230V CoC Tier 2 EAC cETLus cETLus cETLus cETLus 60601-1 3rd FCC ETL UL CCC CE Double Insulation CB cETLus UL1310 China RoHS Level VI CB LPS RoHS Ukraine VCCI WEEE PSE PSE PSE CAN ICES-3 RCM

Model No. GTM96180-1817.9-5.9

Part No./Ordering No. WR9QE1500CCP-NM(R6B)

Rev C

Conflict Minerals Declaration

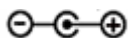
<http://www.globtek.com/pdf/conflict-minerals.pdf>

IPXY rating is based on 3rd party testing and customers should check suitability and test system level IPXY rating before ordering.

Regulatory Certifications/Label Markings

LATEST PRODUCT/MODEL CERTIFICATIONS: <http://en.globtek.com/datasheet/id/a0Oa000000MjR15>

AGENCY ONLINE DOCUMENTS: <http://www.globtek.info/certs/GTM96180/>



Center Positive (+V)

GlobTek, Inc.
www.globtek.com
186 Veterans Drive,
Northvale, NJ 07647
Tel. (201) 784-1000
Fax (201) 784-0111

Drawing Title: GTM96180-1817.9-5.9, ITE / Medical Power Supply/Class 2/Household Power Supply, Efficiency Level: VI, Case Color/Style: GlobTek Black, Wall Plug-in, Regulated Switchmode AC-DC Power Supply AC Adaptor, Input Rating: 100-240V~, 50-60 Hz, Interchangeable Blades <http://en.globtek.com/interchangeable-blades.php>, Output Rating: 18W, 12V@1.5A, Output Configuration: 1830 mm, 18/1C + Shield Cond, UL 1185, Female Barrel 5.5*2.1*11mm No internal Spring Clip nor Locking Notch or Equal, Ferrite: None, GlobTek Black, GT Cord # C0137, Pin Out: Center Positive (+V), Blades/Input Cord: (Order Separately), Approvals: S-Mark IEC/EN 60601-1 IP42 CB CB 230V CoC Tier 2 EAC cETLus cETLus cETLus cETLus 60601-1 3rd FCC ETL UL CCC CE Double Insulation CB cETLus UL1310 China RoHS Level VI CB LPS RoHS Ukraine VCCI WEEE PSE PSE PSE CAN ICES-3 RCM

Model No. GTM96180-1817.9-5.9

Part No./Ordering No. WR9QE1500CCP-NM(R6B)

Rev C

PACKAGING

Packing Spec P/N: Standard WPI, Individually
Box

Box Qty: 30

Gift Box Size (mm): 90.5*73*53

Gift Box Color: White

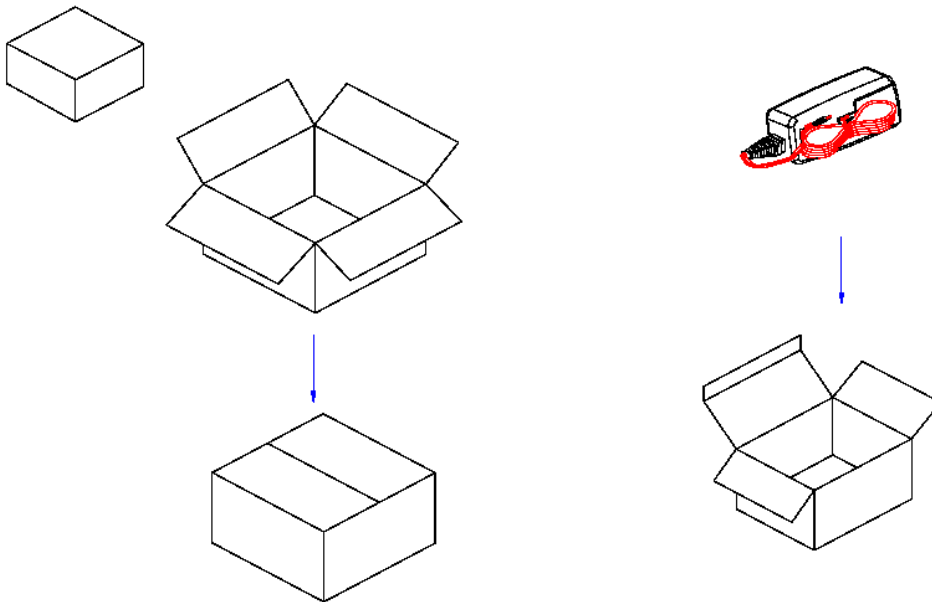
Master Carton Size (mm): 380*380*250

Master GW (Kg): 10.8 kg

BLADES INCLUDED: None:

BLADE/CORD INSTALLED: None Installed:

If specific packaging is required, this section must specify all requirements and note "no exceptions". If this section does not specify packaging, it is subject to change without notice at GlobTek's discretion



GlobTek, Inc.
www.globtek.com
186 Veterans Drive,
Northvale, NJ 07647
Tel. (201) 784-1000
Fax (201) 784-0111

Drawing Title: GTM96180-1817.9-5.9, ITE / Medical Power Supply/Class 2/Household Power Supply, Efficiency Level: VI, Case Color/Style: GlobTek Black, Wall Plug-in, Regulated Switchmode AC-DC Power Supply AC Adaptor, Input Rating: 100-240V~, 50-60 Hz, Interchangeable Blades <http://en.globtek.com/interchangeable-blades.php>, Output Rating: 18W, 12V@1.5A, Output Configuration: 1830 mm, 18/1C + Shield Cond, UL 1185, Female Barrel 5.5*2.1*11mm No internal Spring Clip nor Locking Notch or Equal, Ferrite: None, GlobTek Black, GT Cord # C0137, Pin Out: Center Positive (+V), Blades/Input Cord: (Order Separately), Approvals: S-Mark IEC/EN 60601-1 IP42 CB CB 230V CoC Tier 2 EAC cETLus cETLus cETLus cETLus 60601-1 3rd FCC ETL UL CCC CE Double Insulation CB cETLus UL1310 China RoHS Level VI CB LPS RoHS Ukraine VCCI WEEE PSE PSE PSE CAN ICES-3 RCM

Model No. GTM96180-1817.9-5.9

Part No./Ordering No. WR9QE1500CCP-NM(R6B)

Rev C

INSTRUCTION SHEET

Q Blades Instruction Sheet (not required to be packaged with product)

Insertion Instructions: <http://www.globtek.com/pdf/Instructions-Interchangeable-Blades.pdf>

This manual is Provided to customer within the product specification - it is the responsibility of

the OEM/customer to provide the end system user instructions + warnings for the use of this product in the end system. By accepting this specification the customer/OEM Agrees to these terms.

USER MANUAL FOR Q-BLADE SERIES SWITCHING POWER SUPPLIES

Manual del Usuario. Fuentes de Alimentación Series Q-Blade

WARNING! RISK OF FIRE! SHOCK HAZARD!: To prevent electric shock, do not remove the cover. No user-serviceable parts inside. This unit contains hazardous voltages and should only be opened by a trained and qualified technician. Do not use if bent, cracked, modified or compromised. To avoid the possibility of electric shock, disconnect electric power to the product before connecting or disconnecting.

Advertencia! Riesgo de Fuego! Peligro de Choque eléctrico!

No contiene dentro componentes servibles para el usuario. Desconecte el cable de alimentación antes de quitar la cubierta.

INDOOR USE ONLY!

Únicamente para uso en el interior.

POWER SUPPLY BLADE/CORD: AC Mains voltage should be provided to the power supply by a power supply cords approved to

the national standards in which it will be used. Please use the below table as a guideline for Suitable Power cords.

CABLE DE ALIMENTACIÓN: El voltaje de la CA debe proporcionarse a la fuente de alimentación mediante

los cables de alimentación aprobados conforme a las normas nacionales según las cuales será utilizada. Utilice por favor la tabla mencionada aquí abajo como guía para los cables eléctricos adecuados.

1. Class II model NEMA 1-15P AC power plug with 2 prongs, Q-NA(R)
2. Australian AS 3112 configuration: SAA 2 pins Class II, Q-SAA(R)
3. UK BS 1363 configuration: UK 2 pins Class II, Q-UKY(R)
4. European CEE 7/16 configuration: Europlug 2 PINS, Class II, Q-EU(R)
5. Korean KS C8305 configuration: Q-KR(R)
6. Argentina IRAM 2073 configuration: 2 pins, Class II Q-AR(R)
7. China GR 2099 configuration: 2 pins, Class II Q-CN(R)
8. India configuration: 2 pins, Class II, Q-IN(R)
9. IEC320/C18 Inlet

FUSING: Internal fuse for Line is provided in the power supply. A blown internal fuse is an indication of catastrophic failure

GlobTek, Inc.
www.globtek.com
186 Veterans Drive,
Northvale, NJ 07647
Tel. (201) 784-1000
Fax (201) 784-0111

Drawing Title: GTM96180-1817.9-5.9, ITE / Medical Power Supply/Class 2/Household Power Supply, Efficiency Level: VI, Case Color/Style: GlobTek Black, Wall Plug-in, Regulated Switchmode AC-DC Power Supply AC Adaptor, Input Rating: 100-240V~, 50-60 Hz, Interchangeable Blades <http://en.globtek.com/interchangeable-blades.php>, Output Rating: 18W, 12V@1.5A, Output Configuration: 1830 mm, 18/1C + Shield Cond, UL 1185, Female Barrel 5.5*2.1*11mm No internal Spring Clip nor Locking Notch or Equal, Ferrite: None, GlobTek Black, GT Cord # C0137, Pin Out: Center Positive (+V), Blades/Input Cord: (Order Separately), Approvals: S-Mark IEC/EN 60601-1 IP42 CB CB 230V CoC Tier 2 EAC cETLus cETLus cETLus cETLus 60601-1 3rd FCC ETL UL CCC CE Double Insulation CB cETLus UL1310 China RoHS Level VI CB LPS RoHS Ukraine VCCI WEEE PSE PSE PSE CAN ICES-3 RCM

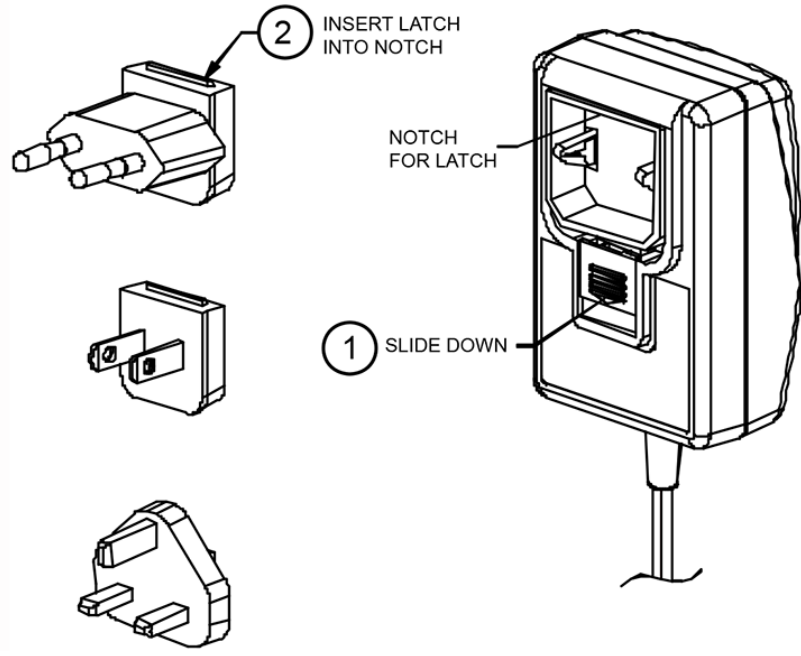
Model No. GTM96180-1817.9-5.9

Part No./Ordering No. WR9QE1500CCP-NM(R6B)

Rev C

of circuit component(s). Repair must be performed by GlobTek, Inc. authorized personnel. Fuses must be replaced with same type and ratings per GlobTek internal documentation.

FUSIBLES: La fuente de alimentación provee un fusible interno para la línea. Un fusible interno quemado es un indicador de una falla catastrófica de los componentes del circuito. La reparación debe ser hecha por personal autorizado de GlobTek, Inc. Los fusibles se deben reemplazar por los mismos tipos y rangos que la documentación interna de GlobTek mencione.



This symbol on an instrument indicates that the user should refer to the operating instructions located in the manual.