

Flush-type connector - SACC-DSIV-M12FS-5CON-L 90 - 1694240

Please be informed that the data shown in this PDF Document is generated from our Online Catalog. Please find the complete data in the user's documentation. Our General Terms of Use for Downloads are valid (<http://download.phoenixcontact.com>)



Sensor/actuator flush-type connector, socket, 5-pos., M12, A-coded, rear/screw mounting with M12 thread, with polarity protection, with angled solder connection



Key commercial data

Packing unit	1
Minimum order quantity	1
Catalog page	Page 60 (PC-2011)
GTIN	 4 017918 177522
Custom tariff number	85366990
Country of origin	GERMANY

Technical data

General data

Rated current at 40°C	4 A
Rated voltage	60 V
Number of positions	5
Volume resistance	≤ 5 mΩ
Insulation resistance	≥ 100 MΩ
Ambient temperature (operation)	-25 °C ... 85 °C (Male connector / female connector)

General characteristics

Standards/regulations	M12 plug-in connector IEC 61076-2-101
Coding	A - standard
Surge voltage category	II
Pollution degree	3
Degree of protection	IP67
Contact material	CuZn
Contact surface material	Au
Contact carrier material	PA 66
Material, knurls	Nickel-plated brass
Sealing material	NBR

Flush-type connector - SACC-DSIV-M12FS-5CON-L 90 - 1694240

Technical data

General characteristics

Mounting type	Rear mounting M12 x 1 With locking nut
Connection method	Solder pins
Status display	No

Classifications

eclass

eCl@ss 4.0	27140815
eCl@ss 4.1	27140815
eCl@ss 5.0	27143423
eCl@ss 5.1	27143423
eCl@ss 6.0	27143423
eCl@ss 7.0	27449001

etim

ETIM 2.0	EC001297
ETIM 3.0	EC002061
ETIM 4.0	EC002061

unspsc

UNSPSC 6.01	31251501
UNSPSC 7.0901	31251501
UNSPSC 11	31251501
UNSPSC 12.01	31251501
UNSPSC 13.2	31251501

Approvals

Approvals

Approvals

GOST / GOST

Ex Approvals

Approvals submitted

Approval details

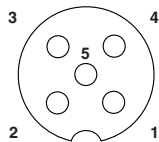
Flush-type connector - SACC-DSIV-M12FS-5CON-L 90 - 1694240

Approvals



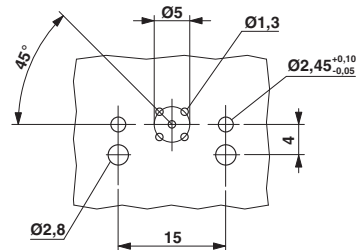
Drawings

Schematic diagram



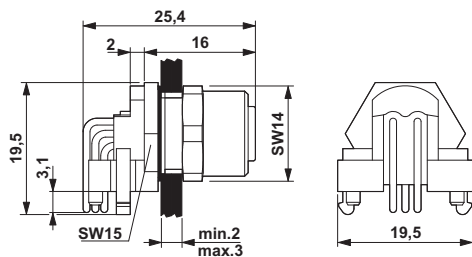
Pin assignment M12 socket, 5-pos., A-coded, socket side view

Drilling diagram



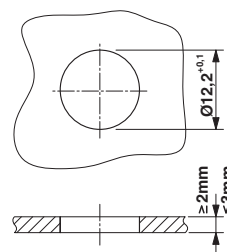
M12 flush-type connector

Dimensioned drawing



M12 flush-type connector

Dimensioned drawing



Panel cutout