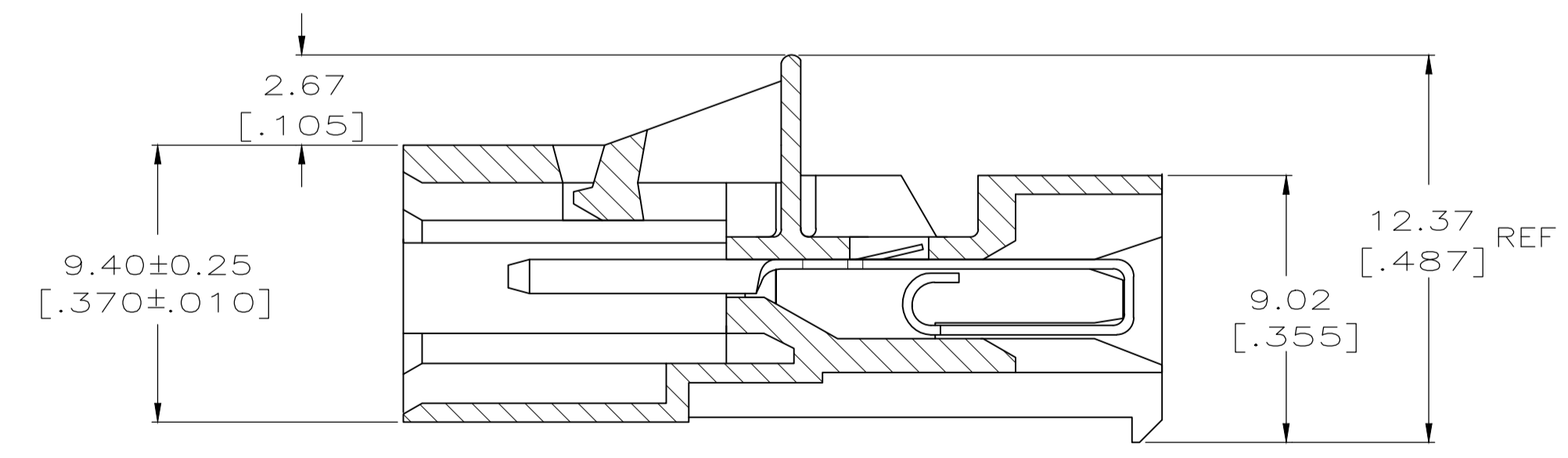
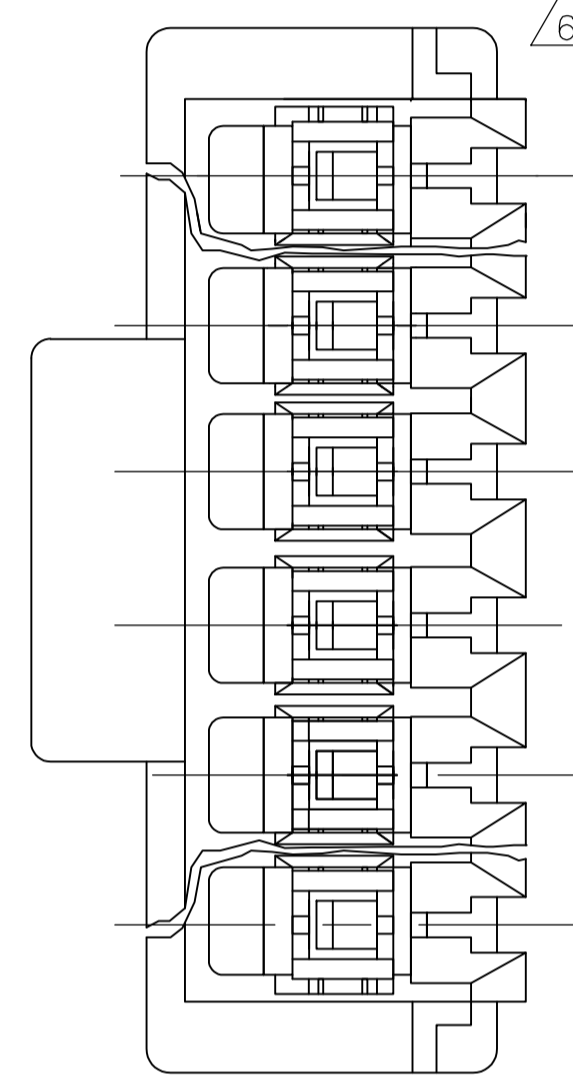
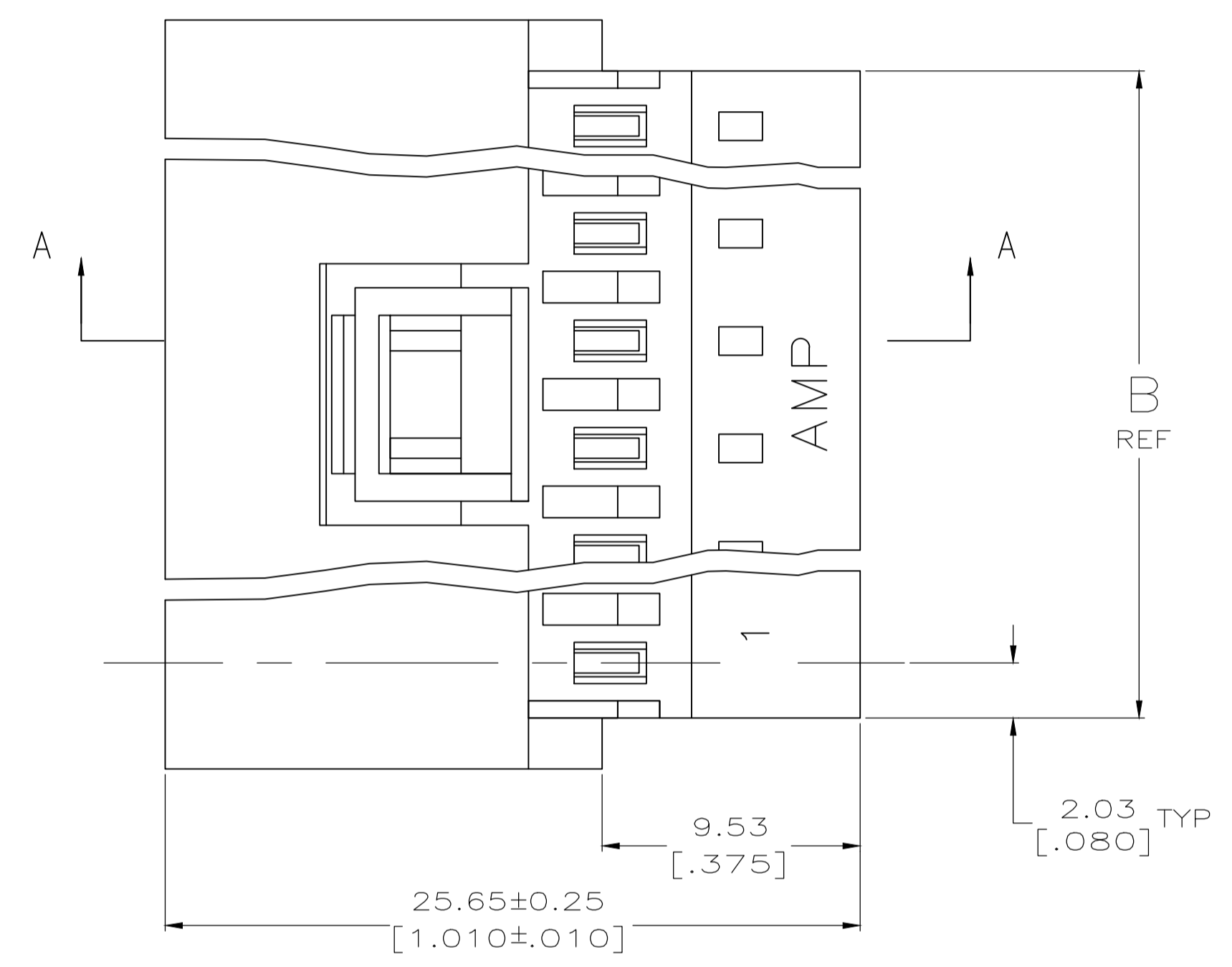
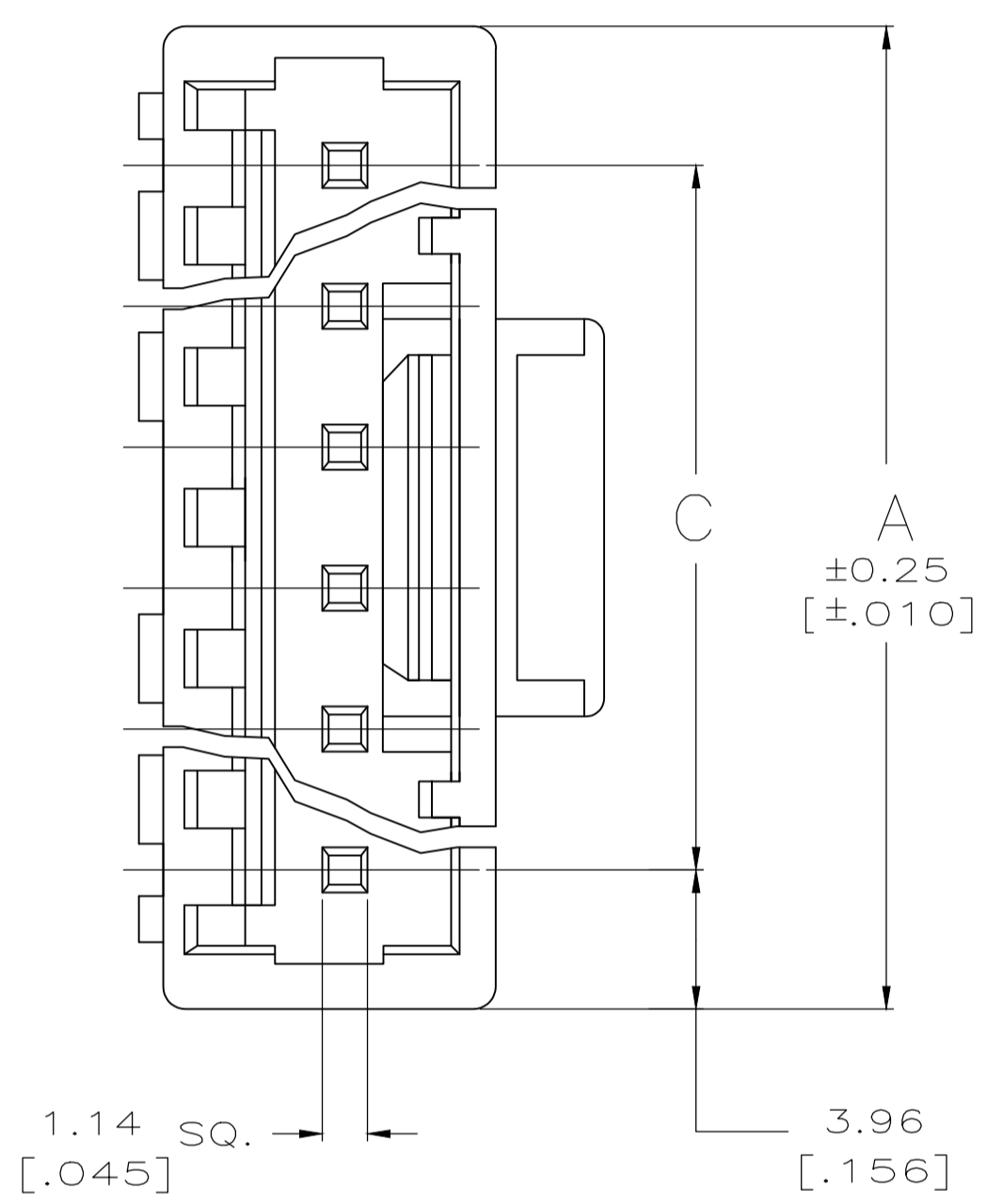


LOC		DIST		REVISIONS			
CM	0	REV	DESCRIPTION	DATE	BY	CHK	APPV
		L	ECR-13-008537	16SEP13	M.T	D.Z	
		L1	ECO-14-012257	05NOV2014	KR	OC	

- MATERIAL: CONNECTOR- NYLON UL94V-2 (ORANGE).
CONTACTS - 0.30 [.012] THK COPPER ALLOY (PLATED 0.00076 [.000030] MIN GOLD OR 0.00008 [.000003] MIN GOLD FLASH OVER 0.00068 [.000027] PALLADIUM NICKEL, PER TE CONNECTIVITY'S DISCRETION, ON POST END, WITH MATTE TIN 0.00203 [.000080] MIN THK ON WIRE END)
OR
CONTACTS - 0.30 [.012] THK COPPER ALLOY (PLATED 0.00076 [.000030] MIN GOLD OR 0.00008 [.000003] MIN GOLD FLASH OVER 0.00068 [.000027] PALLADIUM NICKEL, PER TE CONNECTIVITY'S DISCRETION, ON POST END, WITH MATTE TIN 0.00203 [.000080] MIN THK ON WIRE END)
- CONTACTS ACCEPT #18 AWG SOLID, FUSED STRANDED OR STRANDED (7 STRANDS) WIRE WITH 2.41 [.095] MAX INSULATION DIA.
- BOW, IN ANY DIRECTION, NOT TO EXCEED 0.15 [.006] PER IN.
- HOUSING FEATURES: CLOSED END.
- DIMENSIONS IN BRACKETS ARE IN INCHES.
- 6 OBSOLETE PARTS: OBSOLETE CIS STREAMLINING PER D.RENAUD/D.SINISI



NO. OF POSITIONS	PART NUMBER	FINISH
24	5-644807-4	TIN
15	4-644807-5	TIN
12	4-644807-2	TIN
9	3-644807-9	TIN
6	3-644807-6	TIN
4	3-644807-4	TIN
3	3-644807-3	TIN
2	3-644807-2	TIN
24	2-644807-4	TIN-LEAD
15	1-644807-5	TIN-LEAD
12	1-644807-2	TIN-LEAD
9	644807-9	TIN
6	644807-6	TIN
4	644807-4	TIN
3	644807-3	TIN
2	644807-2	TIN

6
SUPERSEDED

THIS DRAWING IS A CONTROLLED DOCUMENT.

BY: B. LEWIS 12-16-94
CHK: R. SWING 12-16-94
APPV: -

DIMENSIONS: mm [INCHES] TOLERANCES UNLESS OTHERWISE SPECIFIED:
 0 PLC ± -
 1 PLC ± -
 2 PLC ± 0.13 [.005]
 3 PLC ± -
 4 PLC ± -
 ANGLES ± -

MATERIAL: SEE NOTE 1 FINISH: SEE NOTE 1 WEIGHT: -

PRODUCT SPEC: - APPLICATION SPEC: -
 SIZE: A1 CASE CODE: 00779 DRAWING NO: 644807
 CUSTOMER DRAWING SCALE: 5:1 SHEET: 1 OF 1 REV: L1

TE Connectivity
 MTA-156
 POSTED CONNECTOR ASSEMBLY,
 18 AWG