

## CDBQC0240LR-HF

**$I_o = 200 \text{ mA}$**   
 **$V_R = 40 \text{ Volts}$**   
**RoHS Device**  
**Halogen Free**



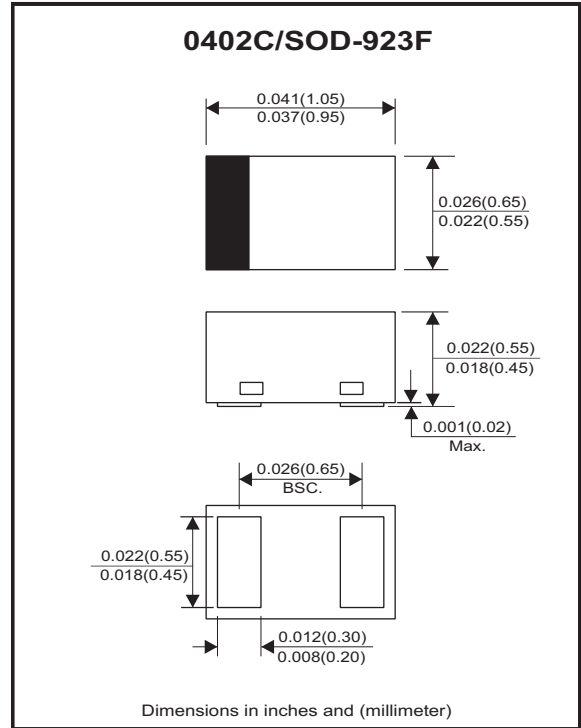
### Features

- Low reverse current, Low forward voltage.
- Designed for mounting on small surface.
- Extremely thin / leadless package.
- Majority carrier conduction.

### Mechanical data

- Case: 0402C / SOD-923F standard package, molded plastic.
- Terminals: Gold plated, solderable per MIL-STD-750, method 2026.
- Mounting position: Any.
- Weight: 0.001 grams(approx.).

### Circuit diagram



### Maximum Rating (at $T_A=25^\circ\text{C}$ unless otherwise noted)

Parameter	Conditions	Symbol	Min	Typ	Max	Unit
Repetitive peak reverse voltage		$V_{RRM}$			40	V
Reverse voltage		$V_R$			40	V
Average forward rectified current		$I_o$			200	mA
Peak forward surge current	8.3 ms single half sine-wave superimposed on rate load (JEDEC method) * 1cycle	$I_{FSM}$			3	A
Thermal resistance junction to ambient		$R_{\theta JA}$			500	$^\circ\text{C/W}$
Operating temperature range		$T_J$	-55		+150	$^\circ\text{C}$
Storage temperature range		$T_{STG}$	-55		+150	$^\circ\text{C}$

### Electrical Characteristics (at $T_A=25^\circ\text{C}$ unless otherwise noted)

Parameter	Conditions	Symbol	Min	Typ	Max	Unit
Forward voltage	$I_F = 10\text{mA}$	$V_F$			0.35	V
	$I_F = 100\text{mA}$	$V_F$			0.48	V
	$I_F = 200\text{mA}$	$V_F$			0.58	V
Reverse current	$V_R = 10\text{V}$	$I_R$			0.5	$\mu\text{A}$
	$V_R = 40\text{V}$	$I_R$			5	$\mu\text{A}$
Capacitance	$f = 1 \text{ MHz}$ , and 1 VDC reverse voltage	$C_T$		12		pF

## RATING AND CHARACTERISTIC CURVES (CDBQC0240LR-HF)

Fig.1 - Forward Characteristics

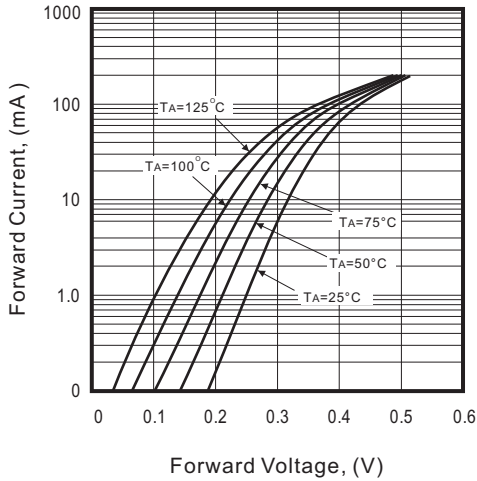


Fig.2 - Reverse Characteristics

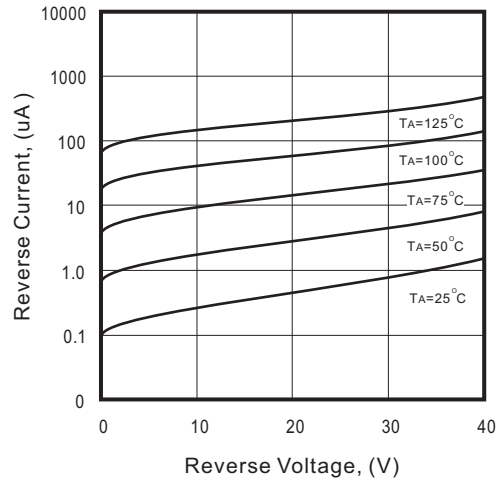


Fig.3 - Typical Capacitance Between Terminals Characteristics

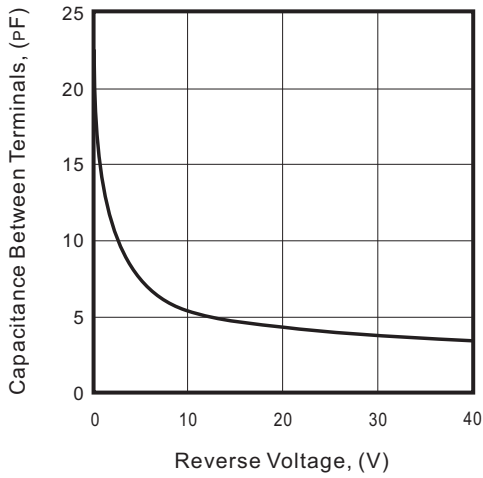
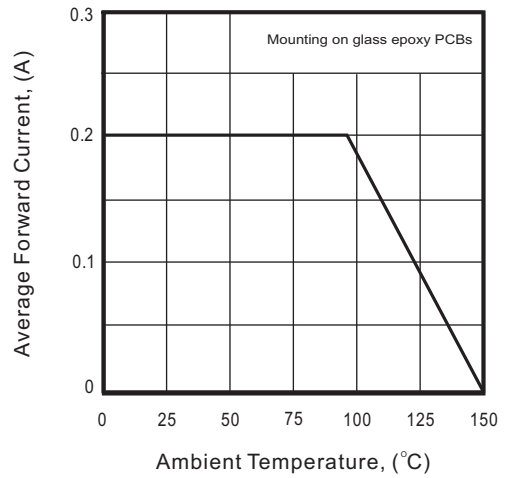
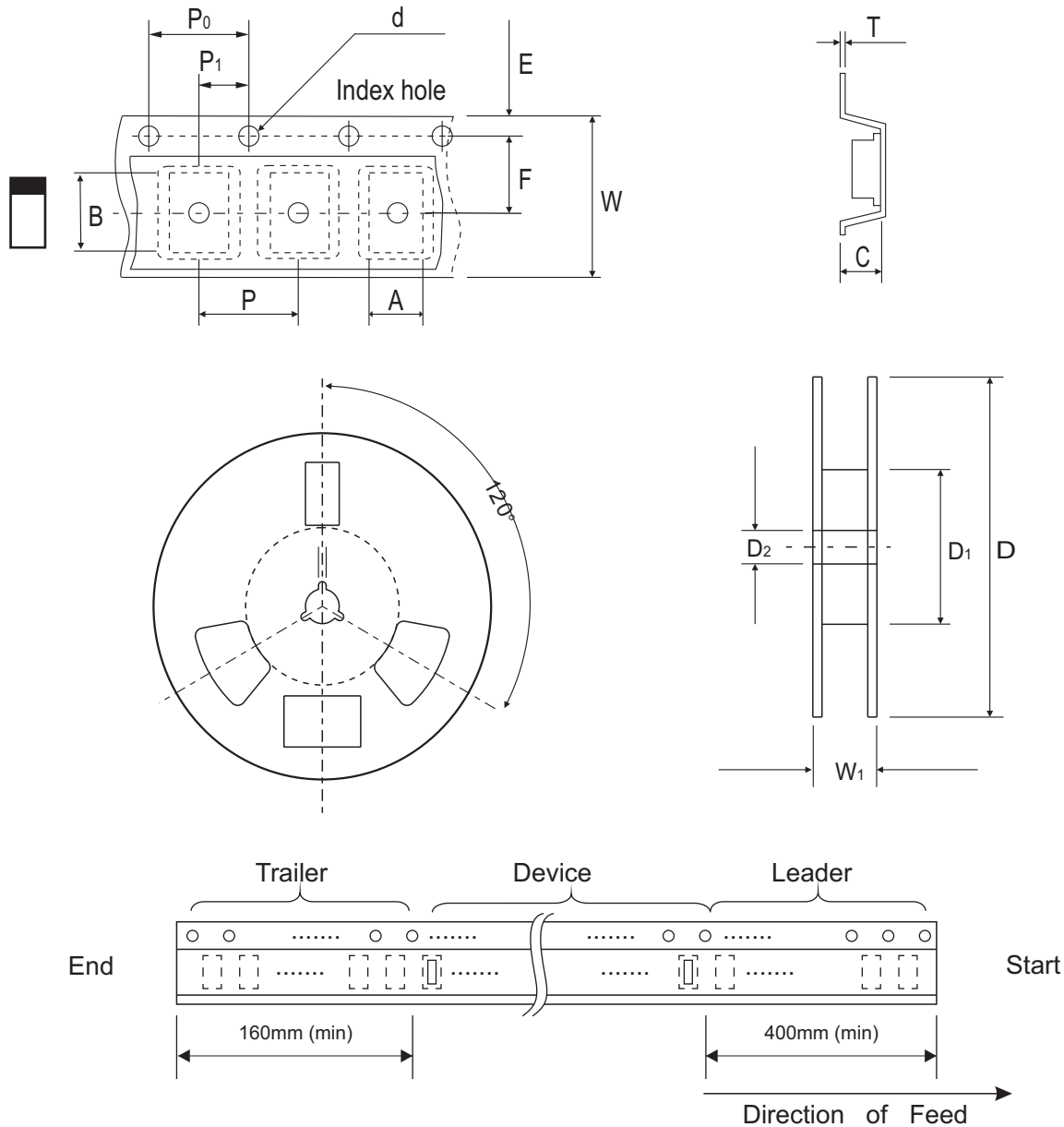


Fig.4 - Forward Current Derating Curve



## Reel Taping Specification



0402C (SOD-923F)	SYMBOL	A	B	C	d	D	D <sub>1</sub>	D <sub>2</sub>
	(mm)	0.75 ± 0.05	1.17 ± 0.05	0.65 ± 0.05	1.50 + 0.10 - 0	178.00 ± 1.00	60.00 ± 0.50	13.50 ± 0.20
	(inch)	0.030 ± 0.002	0.046 ± 0.002	0.026 ± 0.002	0.059 + 0.004 - 0	7.008 ± 0.039	2.362 ± 0.020	0.531 ± 0.008

0402C (SOD-923F)	SYMBOL	E	F	P	P <sub>0</sub>	P <sub>1</sub>	T	W	W <sub>1</sub>
	(mm)	1.75 ± 0.10	3.50 ± 0.10	4.00 ± 0.10	4.00 ± 0.10	2.00 ± 0.10	0.20 + 0.02 - 0.05	8.00 ± 0.20	12.00 + 0.50 - 0
	(inch)	0.069 ± 0.004	0.138 ± 0.004	0.157 ± 0.004	0.157 ± 0.004	0.079 ± 0.004	0.008 + 0.001 - 0.002	0.315 ± 0.008	0.472 + 0.020 - 0

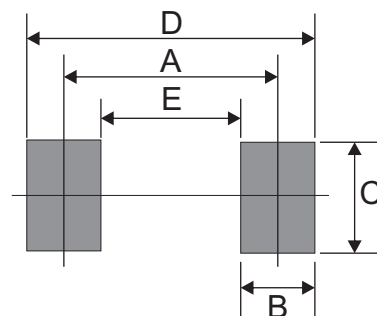
## Marking Code

Part Number	Marking Code
CDBQC0240LR-HF	BX



## Suggested PAD Layout

SIZE	0402C/SOD-923F	
	(mm)	(inch)
A	0.70	0.028
B	0.40	0.016
C	0.60	0.024
D	1.10	0.043
E	0.30	0.012



## Standard Packaging

Case Type	REEL PACK	
	REEL ( pcs )	Reel Size (inch)
0402C/SOD-923F	5,000	7