


Contact insert - HC-B 16-ESTZ-32 - 1647433

Please be informed that the data shown in this PDF Document is generated from our Online Catalog. Please find the complete data in the user's documentation. Our General Terms of Use for Downloads are valid (<http://download.phoenixcontact.com>)

HEAVYCON male insert, B16 series, 16-pos., spring-cage connection, numbering 17 - 32



Key commercial data

Packing unit	1 PCE
GTIN	 4 017918 969516
Weight per Piece (excluding packing)	86.2 GRM
Custom tariff number	85366990
Country of origin	Germany

Technical data

General

Note	For HEAVYCON-ADVANCE housing of B16 type and HEAVYCON housing of B16/B32 type
Connection method	Spring-cage connection
Pollution degree	3
Surge voltage category	III
Number of positions	16+PE
Insertion/withdrawal cycles	≥ 500
Design	B16
Conductor cross section	0.14 mm ² ... 2.5 mm ²
Connection cross section AWG	26 ... 14
Stripping length of the individual wire	8 mm ± 1 mm
Connection	For housings of type B16/B32. Connectors may only be actuated when there is no load/voltage.

Contact insert - HC-B 16-ESTZ-32 - 1647433

Technical data

Ambient conditions

Ambient temperature (operation)	-40 °C ... 125 °C (including heating up of contacts)
---------------------------------	--

Material data

Inflammability class according to UL 94	V0
Contact material	Copper alloy
Contact surface material	Ag
Contact carrier material	PC

Electrical characteristics

Rated voltage (III/3)	500 V
Rated surge voltage	6 kV
Rated current	16 A

Classifications

eCl@ss

eCl@ss 4.0	27140816
eCl@ss 4.1	27140816
eCl@ss 5.0	27143424
eCl@ss 5.1	27143424
eCl@ss 6.0	27143424
eCl@ss 7.0	27440209
eCl@ss 8.0	27440209

ETIM

ETIM 3.0	EC000437
ETIM 4.0	EC000438
ETIM 5.0	EC000438

UNSPSC

UNSPSC 6.01	31261502
UNSPSC 7.0901	31261502
UNSPSC 11	31261502
UNSPSC 12.01	31261502
UNSPSC 13.2	31261502

Approvals

Approvals

Contact insert - HC-B 16-ESTZ-32 - 1647433

Approvals


Approvals


UL Recognized / cUL Recognized / GOST / cULus Recognized

Ex Approvals


Approvals submitted

Approval details

UL Recognized 	
Nominal voltage UN	600 V

cUL Recognized 	
Nominal voltage UN	600 V

GOST 	
--	--

cULus Recognized 	
--	--

Accessories

Accessories

Coding element

Contact insert - HC-B 16-ESTZ-32 - 1647433

Accessories

Coding element - HC-CBU - 1676860



Coding socket for coding up to 16 connectors

Coding bolt - HC-CB - 1772722



Coding pin, prevents mismatching of up to six connectors with an identical number of positions

Coding element - HC-CST - 1676857



Coding peg for coding up to 16 connectors

Mounting material

Mounting material - HC-B-PES - 1604997



PE screw, for contact inserts HC-B / HC-BB / HC-DD / HC-D40 / HC-D64

PE multiplier - HC-B-3PE - 1644326



PE multiplier, for three PE connections, for HC-B (besides HC-B..E..ZZ) / HC-BB / HC-DD / HC-D40 / HC-D64 contact inserts

Contact insert - HC-B 16-ESTZ-32 - 1647433

Accessories

Strain relief clamp - HC-B-ZG - 1685327



Strain relief clamps contact inserts of series: B-, BB-, D 40, D 64, DD and HV, straight cable exit

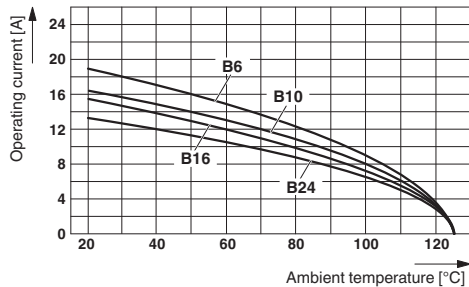
Strain relief clamp - HC-B-ZS - 1685330



Strain relief clamps contact inserts of series: B-, BB-, D 40, D 64, DD and HV, lateral cable exit

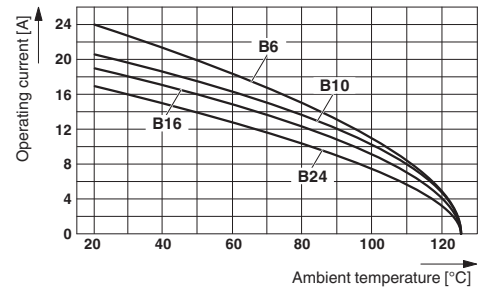
Drawings

Diagram



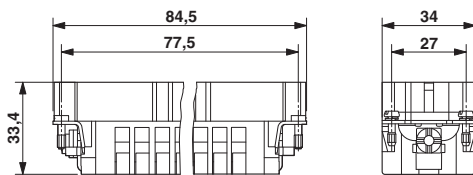
The illustration shows the derating diagram of various series B contact inserts (B6 to B24), conductor cross section 1.5 mm²

Diagram



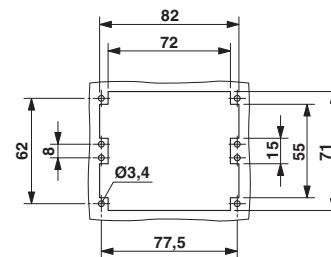
The illustration shows the derating diagram of various series B contact inserts (B6 to B24), conductor cross section 2.5 mm²

Dimensioned drawing



Male insert


Dimensioned drawing



Panel cutout

Contact insert - HC-B 16-ESTZ-32 - 1647433

Schematic diagram



Connector pin assignment, connection side