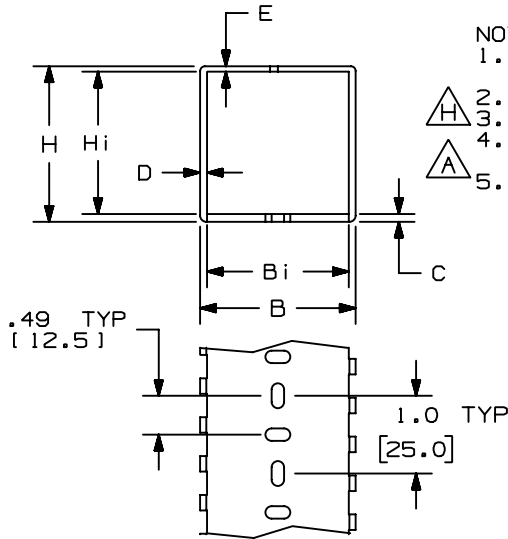
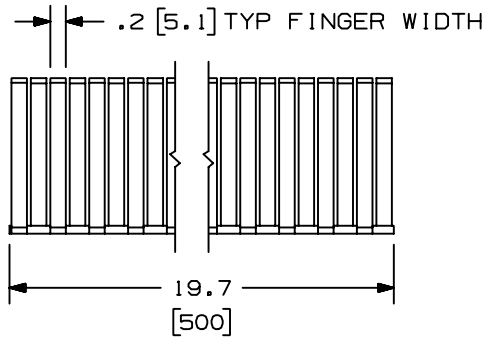
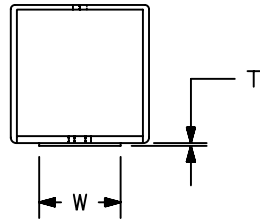
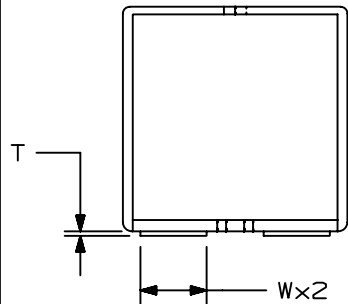
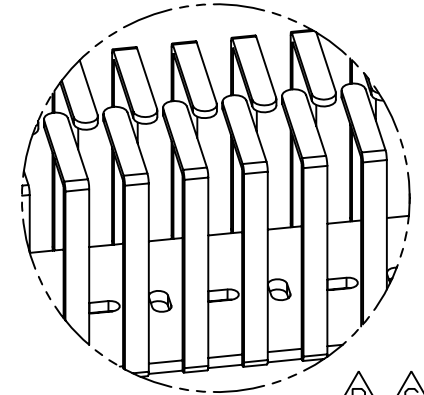
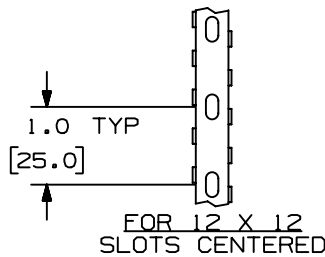


THIS COPY IS PROVIDED ON A RESTRICTED BASIS AND IS NOT TO BE USED IN ANY WAY DETRIMENTAL TO THE INTERESTS OF PANDUIT CORP.



- NOTES:
1. DIMENSIONS IN PARENTHESES ARE IN METRIC.
 2. COLOR: LIGHT GREY
 3. "T" DIMENSION IS REFERENCE ONLY.
 4. MOUNTING HOLE SLOT DIMENSIONS: .16 (4.0) X .31 (8.0) - TYP.
 5. NO WARRANTY, EXPRESSED OR IMPLIED, IS MADE BY PANDUIT WITH THE RESPECT TO ADHESIVE BOND PERFORMANCE. AMONG OTHER THINGS, THE CONDITIONS UNDER WHICH THESE DUCTS MAY BE APPLIED AND/OR THE SURFACE TO WHICH THEY MAY BE APPLIED ARE BEYOND PANDUIT'S CONTROL.

FOR 25 X 25 & 50 X 50 SLOTS CENTERED



FL50X50LG-A
2 STRIPS OF TAPE

FL12X12LG-A & FL25X25LG-A
TAPE CENTERED

CAD FILENAME/LAYERS D38086BC_DC_FL50X50_00F.prt

PANDUIT CORP. TINLEY PARK, ILLINOIS

FLEXIBLE DUCT
SIZES: 12.5mm, 25mm, 50mm
CUSTOMER DRAWING

UNLESS OTHERWISE SPECIFIED,
DIMENSIONAL TOLERANCES ARE:
(.X) ± .04 (1.0) (.XXX) ±
(.XX) ± .03 (.8) ANGLES ±

UNLESS OTHERWISE SPECIFIED,
ALL DIMENSIONS ARE GIVEN
IN INCHES, THIRD ANGLE PROJECTION.

DRAWN BY
JCST

DATE
4-10-01

CHK'D
JKG

MAT'L;

POLYPROPYLENE

SCALE
NONE

DRAWING NO.
38086-03
SHT. 1 OF 2

DWG
A
SIZE

REV	DATE	BY	CHK	DESCRIPTION	ECN	R	CUST	SUP
5	4-13-04	JCST	JKG	H. CHANGED PART # (COLOR CHANGE-WAS GR-GRAY/GREEN) G. CHANGED MATERIAL	38086-03	HIW	HIW	
4	7-26-04	JCST	JKG	F. CHANGED MATERIAL AND TITLE	38086-03	HIW	HIW	
3	3-29-04	JCST	JKG	E. REMOVED PARTS FROM CHART	38086-03	HIW	HIW	
2	2-27-02	JCST	JKG	D. CHANGED VIEWS AND DIMENSIONS C. ADDED SHEET 2	38086-03	RTF	RTF	
1	8-10-01	JCST	JKG	B. CHANGED TAPE DIMENSION FOR 12X12 DUCT A. ADDED BOTTOM VIEWS AND NOTE 4 & 5	38086-03	RTF	RTF	
R	4-10-01	JCST	JKG	RELEASED TO PRODUCTION	38086-03	HIW	HIW	

THIS COPY IS PROVIDED ON A RESTRICTED BASIS AND IS NOT TO BE USED IN ANY WAY DETRIMENTAL TO THE INTERESTS OF PANDUIT CORP.



PANDUIT P/N	B x H	Bi x Hi	C	D	E	TAPE QTY. W x T	WEIGHT	PKG. QTY.
FL12X12LG-A	.5 X .5 [12.5 X 12.5]	.4 X .4 [10.3 X 10.6]	.04 [1.1]	.04 [1.0]	.04 [0.9]	1 .24 [6] x .04 [1]	0.03LB/ea 12.3g/ea	112
FL25X25LG-A	1.0 X 1.0 [25 X 25]	.9 X .9 [21.8 X 22.3]	.06 [1.6]	.06 [1.5]	.05 [1.2]	1 .58 [15] x .04 [1]	0.07LB/ea 33.3g/ea	70
FL50X50LG-A	2.0 X 2.0 [50 X 50]	1.8 X 1.8 [45.0 X 46.1]	.10 [2.5]	.09 [2.2]	.07 [1.7]	2 .58 [15] x .04 [1]	0.23LB/ea 103.3g/ea	32



CAD FILENAME/LAYERS D38086BC_DC_FL50X50_00F.PRT

REV	DATE	BY	CHK	DESCRIPTION	ECN	CHK	CUST	SUP
5	4-13-05	JCST	JKG	SEE SHEET # 1	38086-03	HIW	HIW	
4	7-26-04	JCST	JKG	SEE SHEET # 1	38086-03	HIW	HIW	
3	3-29-04	JCST	JKG	SEE SHEET # 1	38086-03	HIW	HIW	
2	2-27-02	JCST	JKG	SEE SHEET # 1	38086-03	RTFI	RTFI	
1	8-10-01	JCST	--	SEE SHEET # 1	38086-03	--	--	
R	4-10-01	JCST	--	SEE SHEET # 1	38086-03	--	--	

PANDUIT CORP. TINLEY PARK, ILLINOIS

FLEXIBLE DUCT
SIZES: 12.5mm, 25mm, 50mm
CUSTOMER DRAWING

UNLESS OTHERWISE SPECIFIED, DIMENSIONAL TOLERANCES ARE:
(.X) ± .04(1.0) (.XXX) ±
(.XX) ± .03(.8) ANGLES ±

UNLESS OTHERWISE SPECIFIED, ALL DIMENSIONS ARE GIVEN IN INCHES, THIRD ANGLE PROJECTION.

DRAWN BY JCST	POLYPROPYLENE 	SCALE NONE
DATE 4-10-01		DRAWING NO. 38086-03
CHK'D JKG		DWG SHT. 2 OF 2 SIZE A