

DATA SHEET

AA105-86, AA105-86LF: GaAs IC 4-Bit Digital Attenuator, 1 dB LSB 0.5–3.0 GHz

Features

- Attenuation 1 dB steps to 15 dB with high accuracy
- Single positive control (3 to 5 V) for each bit
- Low DC power consumption
- Miniature, low-cost MSOP-10 plastic package
- Available lead (Pb)-free and RoHS-compliant MSL-1 @ 260 °C per JEDEC J-STD-020

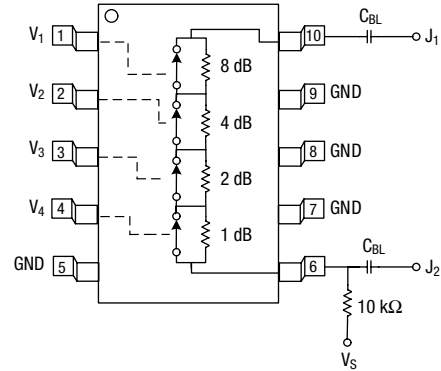
Description

The AA105-86 is a 4-bit, single positive control GaAs IC FET digital attenuator. It requires DC blocking capacitors, positive supply voltage (V_S) and four individual positive bit control voltages (V_1 – V_4). The AA105-86 is particularly suited where high attenuation accuracy, low insertion loss and low intermodulation products are required. Typical applications include cellular radio, wireless data, and wireless local loop gain level control circuits.

NEW Skyworks offers lead (Pb)-free, RoHS (Restriction of Hazardous Substances)-compliant packaging.



Pin Out



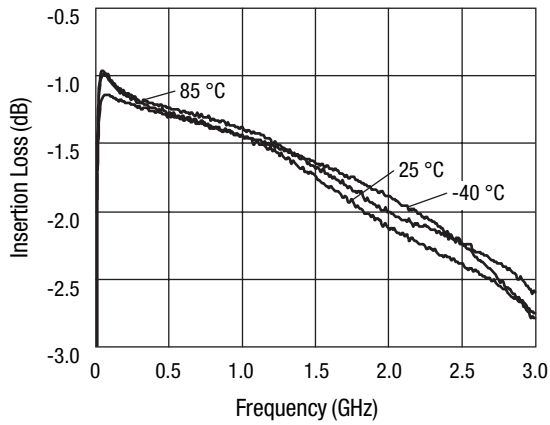
DC blocking capacitors (C_{BL}) and biasing resistor must be supplied externally for positive voltage operation.
 $C_{BL} = 47$ pF for operation >500 MHz.

Electrical Specifications at 25 °C (0, 5 V)

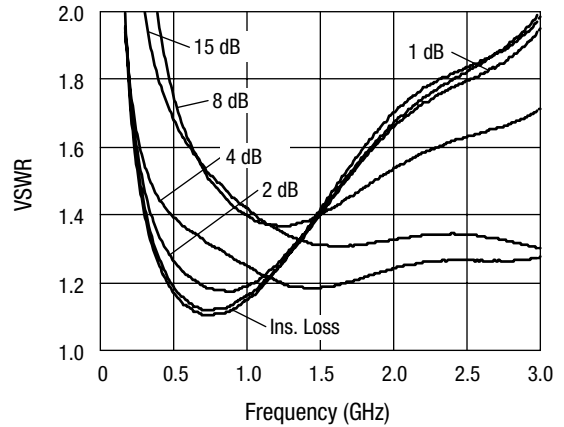
Parameter ⁽¹⁾	Condition	Frequency	Min.	Typ.	Max.	Unit
Insertion loss		0.5–1.0 GHz		1.5	1.8	dB
		1.0–2.0 GHz		2.1	2.4	dB
		2.0–2.5 GHz		2.4	2.7	dB
		2.5–3.0 GHz		2.7	3.0	dB
Attenuation range				15		dB
Attenuation accuracy ⁽²⁾		0.5–1.0 GHz	± (0.2 + 2% of Attenuation setting in dB)			dB
		1.0–3.0 GHz	± (0.3 + 3% of Attenuation setting in dB)			dB
VSWR (I/O) ⁽³⁾		0.5–2.5 GHz		1.5:1	2.0:1	
		2.5–3.0 GHz		1.7:1	2.2:1	
Switching characteristics	10/90% or 90/10% RF 50% CTL to 90/10% RF T _{RISE} = 1 ns, BW = 500 MHz			180		ns
Rise, fall				270		ns
On, off				50		mV
Input power for 1 dB compression	V _S = 3 V	0.5–3.0 GHz	20	24		dBm
	V _S = 5 V	0.5–3.0 GHz	25	29		dBm
Intermodulation intercept point (IP3)	For two-tone input power +5 dBm V _S = 3 V V _S = 5 V	0.5–3.0 GHz	43	49		dBm
		0.5–3.0 GHz	44	50		dBm
Control voltages	V _{LOW} = 0 to 0.2 V @ 20 µA max. V _{HIGH} = 3 V @ 100 µA max. to 5 V @ 200 µA max. V _S = V _{HIGH} ± 0.2 V					

1. All measurements made in a 50 Ω system, unless otherwise specified.
2. Attenuation referenced to insertion loss.
3. Input/output.

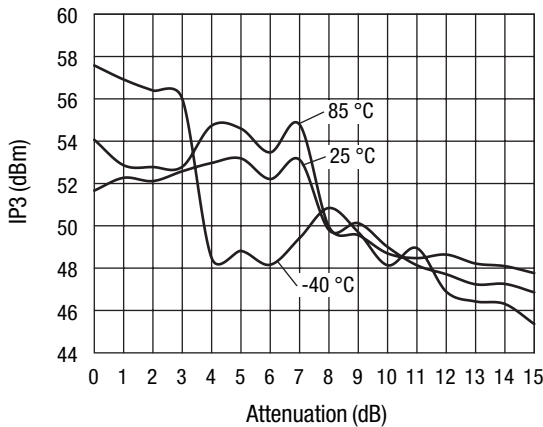
Typical Performance Data (0, 5 V)



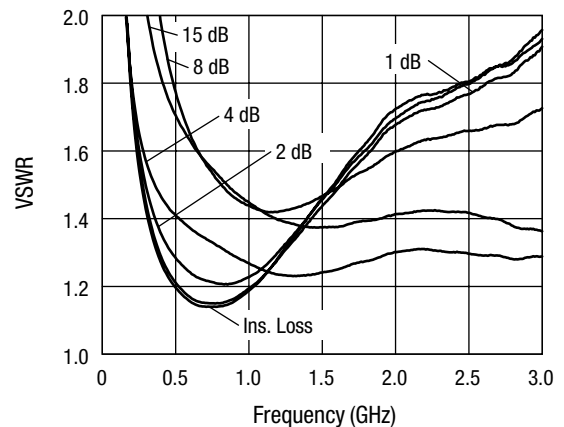
Insertion Loss vs. Frequency



VSWR vs. Frequency (25 °C)



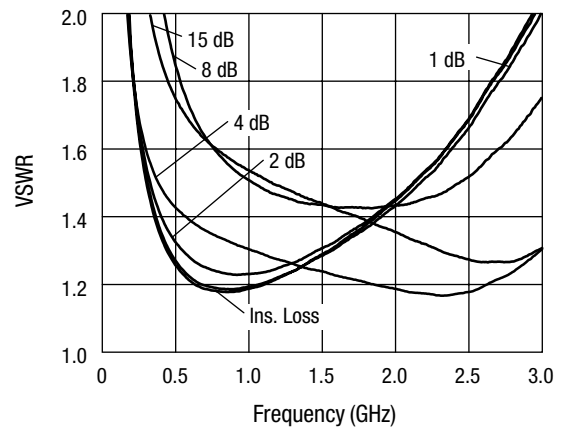
IP3 vs. Attenuation and Temperature (500 MHz)



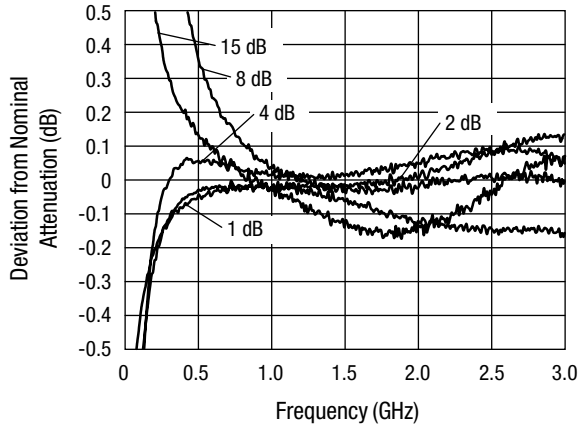
VSWR vs. Frequency (85 °C)

Compression Point vs. Attenuation, Voltage, and Temperature

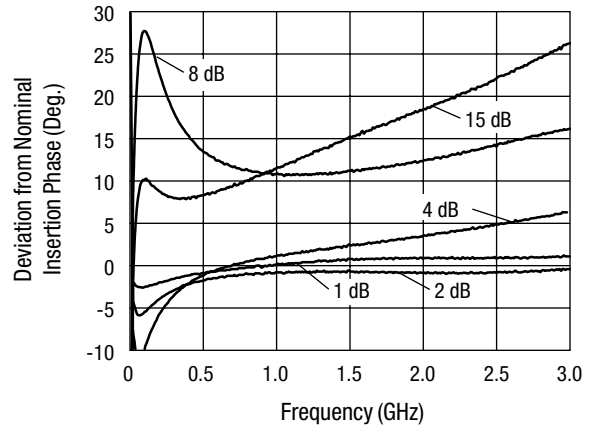
Attenuation State	Control Voltage (V)	Input Power @ 1 dB Compression		
		25 °C (dBm)	85 °C (dBm)	-40 °C (dBm)
Ins. loss	5	31.1	30.9	31.2
1 dB	5	31.3	31.4	31.3
2 dB	5	31	30.8	31.1
4 dB	5	32.5	31.4	33.6
8 dB	5	33	32.4	33.5
15 dB	5	29.9	28	31.4



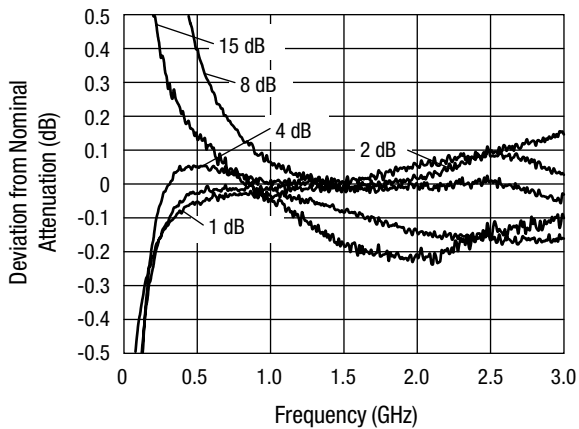
VSWR vs. Frequency (-40 °C)



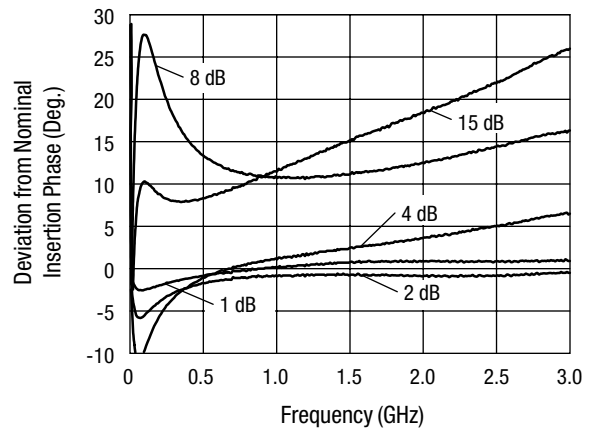
Attenuation Accuracy vs. Frequency (25 °C)



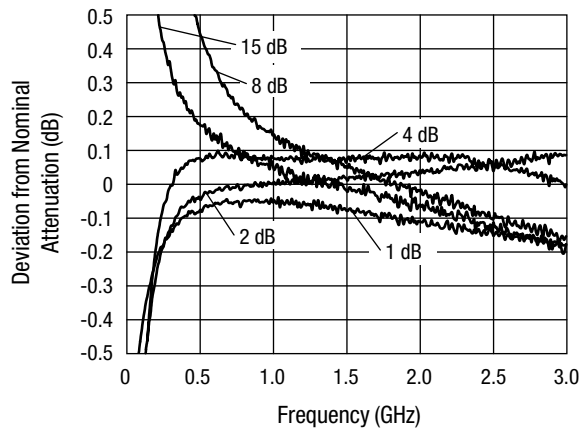
Attenuation Phase Accuracy vs. Frequency (25 °C)



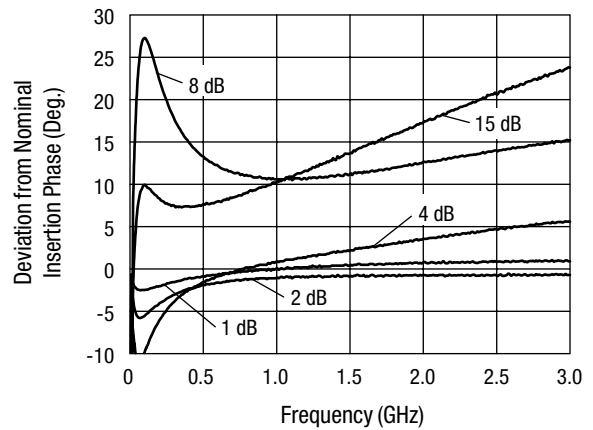
Attenuation Accuracy vs. Frequency (85 °C)



Attenuation Phase Accuracy vs. Frequency (85 °C)

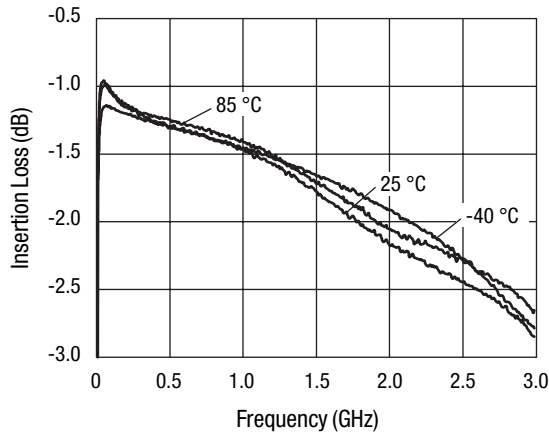


Attenuation Accuracy vs. Frequency (-40 °C)

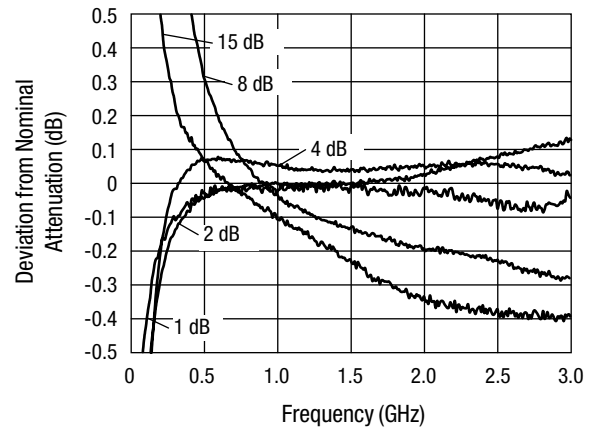


Attenuation Phase Accuracy vs. Frequency (-40 °C)

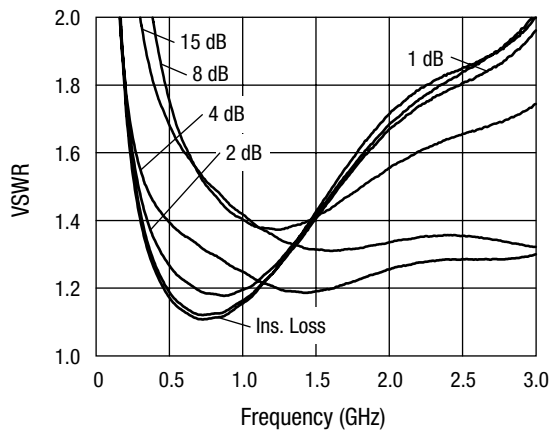
Typical Performance Data (0, 3 V)



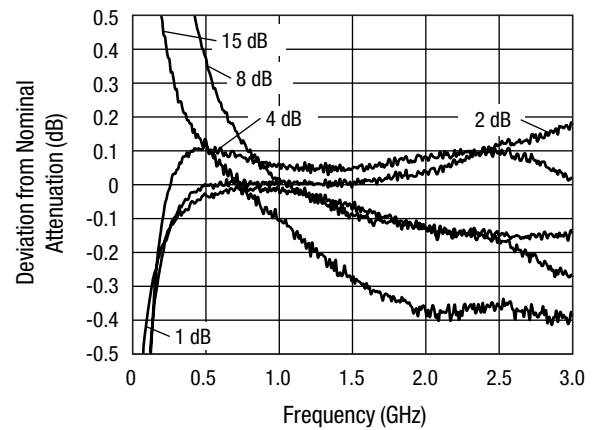
Insertion Loss vs. Frequency



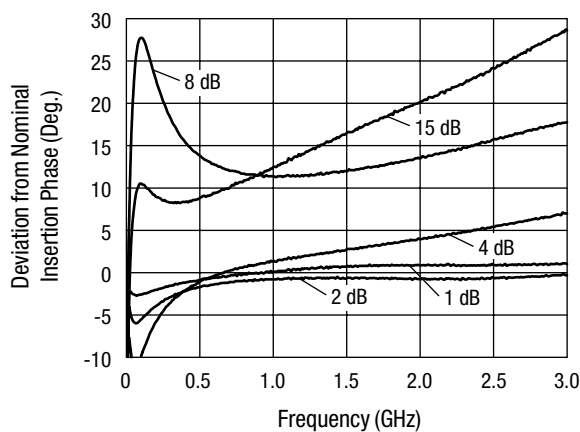
Attenuation Accuracy vs. Frequency (25 °C)



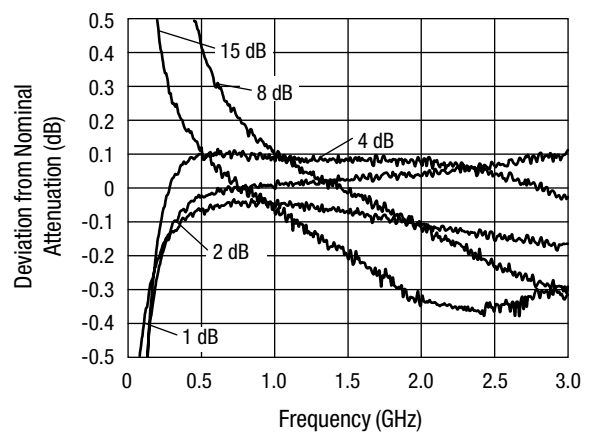
VSWR vs. Frequency (25 °C)



Attenuation Accuracy vs. Frequency (85 °C)



Attenuation Phase Accuracy vs. Frequency (25 °C)



Attenuation Accuracy vs. Frequency (-40 °C)

Copyright © 2002, 2003, 2004, 2005, 2006, Skyworks Solutions, Inc. All Rights Reserved.

Information in this document is provided in connection with Skyworks Solutions, Inc. ("Skyworks") products or services. These materials, including the information contained herein, are provided by Skyworks as a service to its customers and may be used for informational purposes only by the customer. Skyworks assumes no responsibility for errors or omissions in these materials or the information contained herein. Skyworks may change its documentation, products, services, specifications or product descriptions at any time, without notice. Skyworks makes no commitment to update the materials or information and shall have no responsibility whatsoever for conflicts, incompatibilities, or other difficulties arising from any future changes.

No license, whether express, implied, by estoppel or otherwise, is granted to any intellectual property rights by this document. Skyworks assumes no liability for any materials, products or information provided hereunder, including the sale, distribution, reproduction or use of Skyworks products, information or materials, except as may be provided in Skyworks Terms and Conditions of Sale.

THE MATERIALS, PRODUCTS AND INFORMATION ARE PROVIDED "AS IS" WITHOUT WARRANTY OF ANY KIND, WHETHER EXPRESS, IMPLIED, STATUTORY, OR OTHERWISE, INCLUDING FITNESS FOR A PARTICULAR PURPOSE OR USE, MERCHANTABILITY, PERFORMANCE, QUALITY OR NON-INFRINGEMENT OF ANY INTELLECTUAL PROPERTY RIGHT; ALL SUCH WARRANTIES ARE HEREBY EXPRESSLY DISCLAIMED. SKYWORKS DOES NOT WARRANT THE ACCURACY OR COMPLETENESS OF THE INFORMATION, TEXT, GRAPHICS OR OTHER ITEMS CONTAINED WITHIN THESE MATERIALS. SKYWORKS SHALL NOT BE LIABLE FOR ANY DAMAGES, INCLUDING BUT NOT LIMITED TO ANY SPECIAL, INDIRECT, INCIDENTAL, STATUTORY, OR CONSEQUENTIAL DAMAGES, INCLUDING WITHOUT LIMITATION, LOST REVENUES OR LOST PROFITS THAT MAY RESULT FROM THE USE OF THE MATERIALS OR INFORMATION, WHETHER OR NOT THE RECIPIENT OF MATERIALS HAS BEEN ADVISED OF THE POSSIBILITY OF SUCH DAMAGE.

Skyworks products are not intended for use in medical, lifesaving or life-sustaining applications, or other equipment in which the failure of the Skyworks products could lead to personal injury, death, physical or environmental damage. Skyworks customers using or selling Skyworks products for use in such applications do so at their own risk and agree to fully indemnify Skyworks for any damages resulting from such improper use or sale.

Customers are responsible for their products and applications using Skyworks products, which may deviate from published specifications as a result of design defects, errors, or operation of products outside of published parameters or design specifications. Customers should include design and operating safeguards to minimize these and other risks. Skyworks assumes no liability for applications assistance, customer product design, or damage to any equipment resulting from the use of Skyworks products outside of stated published specifications or parameters.

Skyworks, the Skyworks symbol, and "Breakthrough Simplicity" are trademarks or registered trademarks of Skyworks Solutions, Inc., in the United States and other countries. Third-party brands and names are for identification purposes only, and are the property of their respective owners. Additional information, including relevant terms and conditions, posted at www.skyworksinc.com, are incorporated by reference.