

## SUMMARY



Image is for illustrative purpose only

### # Wires

Low	12
High	0
Coax	0
Triax	0
Quad	0
Fiber	0
Fluidic	0

### Download

[Request a quote](#)

[Catalog](#)

Series	2B
Termination type	Female solder
IP rating	50
Cable Ø	0.00 - 0.00 mm
Matching parts	FGG.2B.312.CLAD82
Status	
Alternative part	

## TECHNICAL DETAILS

### Mechanics

Shell Style/Model	EC*: Fixed receptacle with two nuts (back panel mounting)
Keying	1 key (alpha=0, plug: male contacts, receptacle: female contacts)
Housing Material	Brass (chrome plated) shell and collet nut, nickel plated brass latch sleeve and mid pieces
Cable Fixing	∅ 0 - 0 mm
Variant	

### Performance

Configuration	2B.312 : 12 Low Voltage
Insulator	L: PEEK (UL 94 / V-0/3.2, depends on material thickness)
Rated Current	7 Amps

### Specifications

Contact Type:	Solder
Max. Matings:	5000
Contact Dia.:	0.7 mm (0.028in)
Bucket Dia.:	0.8 mm (0.031in)
Max. Solid Conductor:	0.34 mm <sup>2</sup> (AWG 22)
Max. Stranded Conductor:	0.34 mm <sup>2</sup> (AWG 22)

R (max): 6.1 mOhm  
 Vtest (contact-shell): 1350 V (AC), 1910 V (DC)  
 Vtest (contact-contact): 1250 V (AC), 1770 V (DC)

## Others

Temp (min / max): -55°C / +250°C  
 Humidity (max): <=95% [at 60 deg C / 140 F]  
 Vibration: 15 g [10 Hz - 2000 Hz]  
 Shock Resistance: 100 g [ 6 ms]  
 Salt Spray Corrosion: >1000 hr  
 Climatological Category: 50/175/21  
 Shielding (min): 75 dB (10 MHz)  
 Shielding (min): 40 dB (1 GHz)  
 IP Rating: 50

## DRAWINGS

### Draws



### Dimensions














	A	B	E	L	M	N	S1	S3	e
mm.	20	20	6.5	26.7	3.5	24.6	13.5	17	M15x1.0
in.	0,79	0,79	0,26	1,05	0,14	0,97	0,53	0,67	

## RECOMMENDED BY LEMO

### Tools

Spanner 2: DCH.91.201.PA

## Cables

CMN.12.T22.070PGCE	PVC	GREY	
CMN.12.T22.070PGZE		Grey	
CMN.12.T22.070PNCE	PVC	Black	
CMN.12.T22.070PNZE			
CMN.12.T22.070QGZE	TPR (medical)	Grey	
CMN.12.T28.054PGCE	PVC	GREY	
CMN.12.T28.054PGZE		Grey	
CMN.12.T28.054PNCE	PVC	Black	
CMN.12.T28.054PNZE			
CMN.6T.T22.096PN6Y			
012 050	PVC	Black	
112 240	PTFE	White	
112 260	PTFE	White	
112 280	PVC	Black	
124 080	PVC	Grey	
124 084	PVC	Black	
212 220	PVC	Black	
212 240	PVC	Black	
212 250	PVC	Grey	
212 260	PVC	Black	