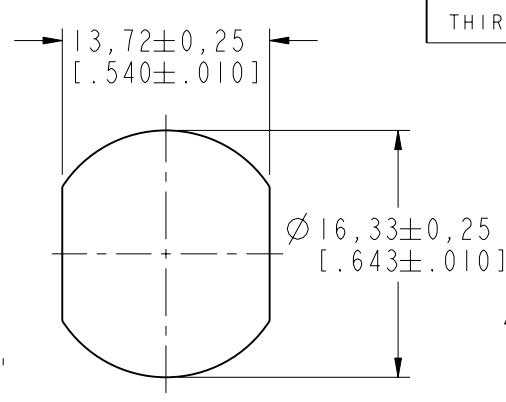
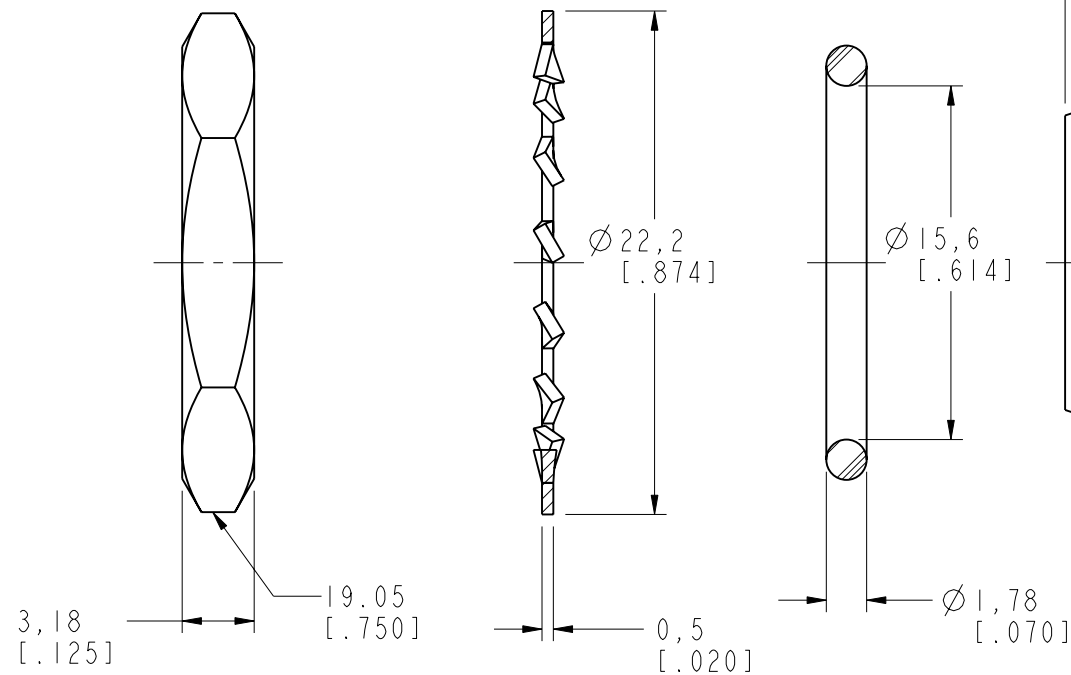


NOTES:

- MATERIAL AND FINISH:  
 BODY & HEX NUT- BRASS, NICKEL PLATING  
 CONTACT - PHOSPHOR BRONZE, GOLD PLATING  
 LOCK WASHER - PHOSPHOR BRONZE, NICKEL PLATING  
 INSULATOR - PTFE, NATURAL  
 O-RING - SILICONE RUBBER  
 FERRULE - COPPER, NICKEL PLATING  
 HEAT SHRINK TUBING - POLYOLEFIN, BLACK
- WHEN CRIMPING CONTACT TO CABLE, CRIMP WITH AMPHENOL TOOL 999-227 AND DIE SET 227-1221-57, CAVITY 'B'. HEX CRIMP SIZE .100"
- CRIMP FERRULE OVER BRAID AND BODY WITH AMPHENOL TOOL 227-944 AND DIE SET 227-1221-57, CAVITY 'A'. HEX CRIMP SIZE .213"
- THIS CONNECTOR CAN BE USED ON CABLE:  
 RG55/U, 55A/U, 55B/U, 142U, 142B/U&223/U CABLE
- INDICATES CABLE ENTRY DIMS.

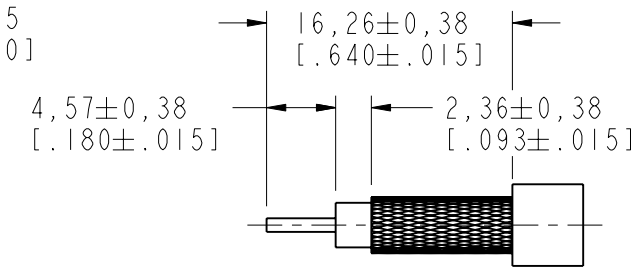
6 MAX. PANEL THK. 6.35 [.250]

7. HST IS ONLY PROVIDED WHEN PROCURED FROM AMPHENOL RF SHENZHEN



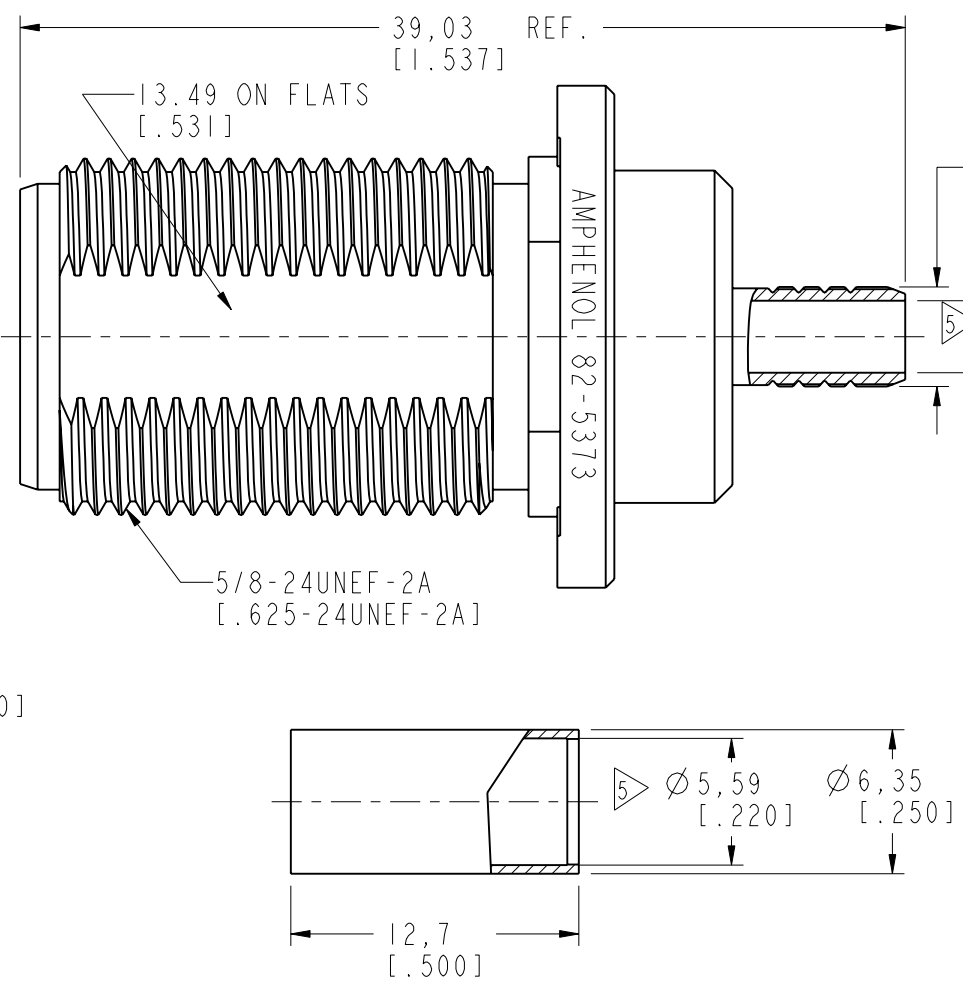
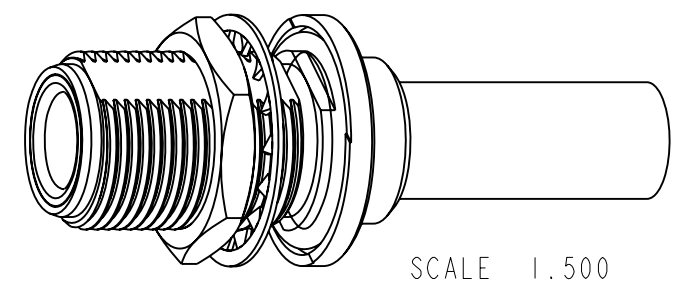
RECOMMENDED MOUNTING HOLE SCALE 2.000

THIRD ANGLE PROJ.



RECOMMENDED CABLE STRIPPING DIM'S SCALE 2.000

REVISIONS				
REV	DESCRIPTION	DATE	ECO	APPR
A	RELEASE TO MFG.	7/18/66	13751	SP
R	CABLE STRIP .093 WAS .135, ADD±.015 TO ALL 3	11/27/96	41666	CPM/DR
T	UPDATED TO GLOBAL FORMAT	29-Nov-13	49736	RM



**CUSTOMER OUTLINE DRAWING**  
 ALL OTHER SHEETS ARE FOR INTERNAL USE ONLY

UNLESS OTHERWISE SPECIFIED, DIMENSIONS ARE IN METRIC AND TOLERANCES ARE:  
 <0.5mm ±0.05mm    0.5 - 6mm ±0.1mm    6 - 30mm ±0.2mm    30 - 120mm ±0.3mm    ANGLES ±1°

NOTICE - These drawings, specifications, or other data (1) are, and remain the property of Amphenol corp. (2) must be returned upon request; and (3) are confidential and not to be disclosed to any person other than those to whom they are given by Amphenol Corp. the furnishing of these drawings, specifications, or other data by Amphenol Corp., or to any other person to anyone for any purpose is not to be regarded by implication or otherwise in any manner licensing, granting rights to permitting such holder or any other person to manufacture, use or sell any product, process or design, patented or otherwise, that may in any way be related to or disclosed by said drawings, specifications, or other data.

MATERIAL	-
REFERENCE AND CONFIGURATION LEVEL:	□□□□
FINISH	-

DRAWN	R. MAO	DATE	29-Nov-13
ENGINEER	D. ROYCE	DATE	4/29/92
APPROVED	S. HSIEH	DATE	29-Nov-13
CAD FILE			

TITLE		QUICK CRIMP 'N' BULKHEAD JACK, USED ON RG55/U, 55A/U, 55B/U, 142U, 142B/U&223/U	
SCALE:	3.0:1.0	SHEET	2 OF 2
DWG SIZE	B	REV	T

Amphenol RF	
www.amphenolrf.com	
DRAWING NO.	82-5373
ITEM NO.	82-5373
PART NO.	82-5373