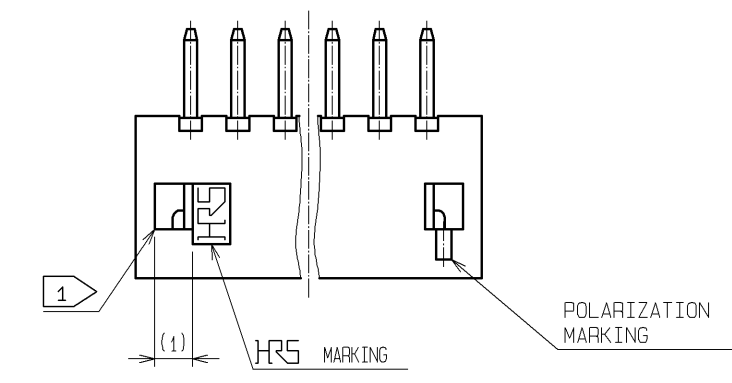
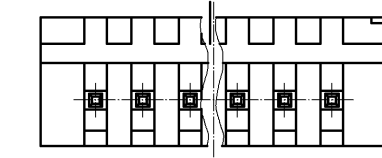
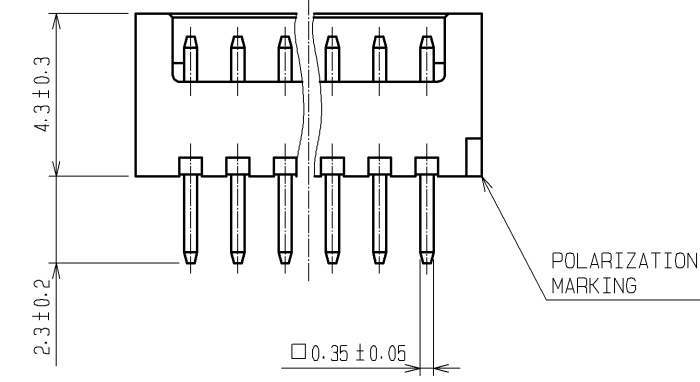
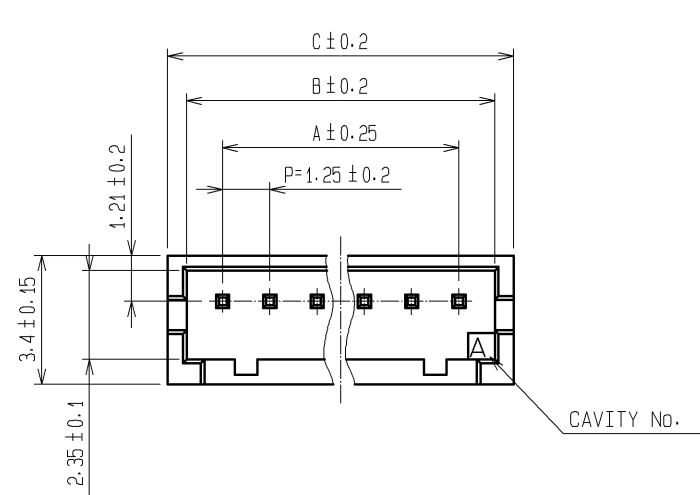
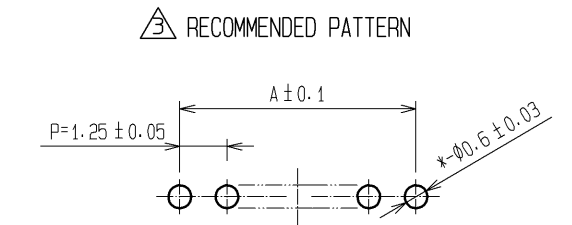
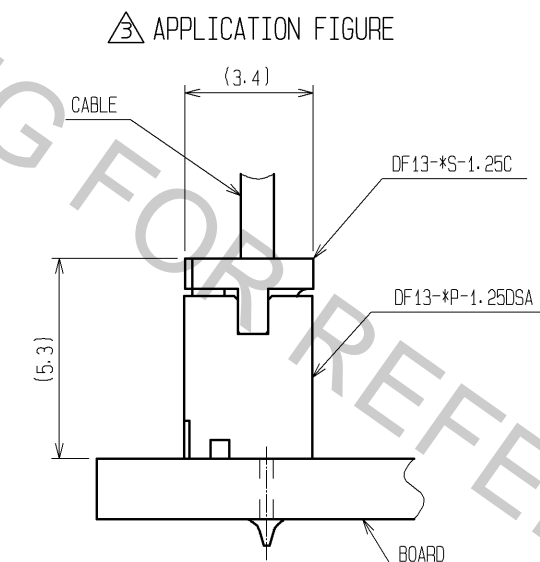
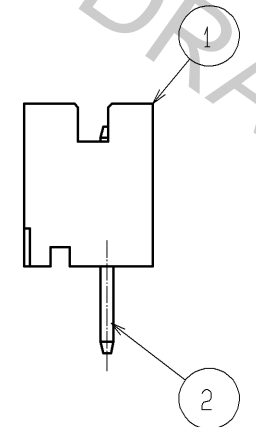


Apr.1.2017 Copyright 2017 HIROSE ELECTRIC CO., LTD. All Rights Reserved.



HRS DRAWING FOR REFERENCE

PART No.	CODE No.	NUMBER OF CONTACTS	A	B	C
DF13- 2P-1.25DSA	CL536-0101-9	2	1.25	3.15	4.15
DF13- 3P-1.25DSA	CL536-0102-1	3	2.5	4.4	5.4
DF13- 4P-1.25DSA	CL536-0103-4	4	3.75	5.65	6.65
DF13- 5P-1.25DSA	CL536-0104-7	5	5	6.9	7.9
DF13- 6P-1.25DSA	CL536-0105-0	6	6.25	8.15	9.15
DF13- 7P-1.25DSA	CL536-0106-2	7	7.5	9.4	10.4
DF13- 8P-1.25DSA	CL536-0107-5	8	8.75	10.65	11.65
DF13- 9P-1.25DSA	CL536-0108-8	9	10	11.9	12.9
DF13-10P-1.25DSA	CL536-0109-0	10	11.25	13.15	14.15
DF13-11P-1.25DSA	CL536-0110-0	11	12.5	14.4	15.4
DF13-12P-1.25DSA	CL536-0111-2	12	13.75	15.65	16.65
DF13-13P-1.25DSA	CL536-0112-5	13	15	16.9	17.9
DF13-14P-1.25DSA	CL536-0113-8	14	16.25	18.15	19.15
DF13-15P-1.25DSA	CL536-0114-0	15	17.5	19.4	20.4



1 WHEN THIS CONNECTOR HAS TWO OR THREE CONTACTS, THE LOCK OF CONNECTOR SHALL BE SET AT THE CENTER OF HOUSING. IN CASE THAT THE NUMBER OF CONTACTS IS MORE THAN FOUR, THE TWO LOCKS SHALL BE SET IN ACCORDANCE WITH THE DRAWINGS.

3 ARTICLE DELETED

1	POLYAMIDE	BEIGE (NATURAL) · UL94V-0	2	BRASS 3	SURFACE: TIN PLATED 1μm min UNDER PLATING: COPPER PLATED 1μm min
NO.	MATERIAL	FINISH . REMARKS	NO.	MATERIAL	FINISH . REMARKS
UNITS mm		SCALE 5 : 1	COUNT 4	DESCRIPTION OF REVISIONS DIS-H-006947	DESIGNED MI. SAKIMURA
APPROVED : KJ. KATAYOSE		05.01.05		DRAWING NO. EDC3-083673-01	
CHECKED : TY. OMA		05.01.05		PART NO. DF13-*P-1.25DSA	
DESIGNED : TS. KUMAZAWA		05.01.05		CODE NO.	
DRAWN : TS. KUMAZAWA		05.01.05		DATE 12.06.14	
		HIROSE ELECTRIC CO., LTD.		CHECKED HK. UMEHARA	